

## Prohibited Species

The following species are all considered prohibited species according to the NR 40 Rule. This means these species are not yet in the state of Wisconsin or are in only a few places and are likely to cause environmental, economical, or harm to human health. **A person cannot possess, transport, transfer, or introduce a prohibited species without a permit.**

This is not the whole list of species and rules. For more detailed information, please see the full text of the [NR 40 Rule](#).



Photo by: Wisconsin DNR



Photo by: The Nature Conservancy



Photo by: Wisconsin DNR

## Butterfly Dock (*Petasites hybridus*)



Photo by: Wisconsin DNR

### Identification

- Large heart shaped leaves that can span up to 3 feet across.
- Leaf petioles are hollow and have ridges.
- Flowers can be white to pink and flower in the spring before leaves emerge.
- Thick, fleshy flower stalks.
- Can grow up to 6 feet tall but is typically seen around 3 feet tall.
- Plants resemble rhubarb.



Photo by: UMass Extension

### Ecological Impact

- Reproduces by seed and creeping roots and rhizomes.
- Invades wetlands, forests, bogs, marshes, roadside ditches, and other semi-shaded moist areas.
- Due to the large leaf size, desirable native species are often shaded out.



Photo by: UMass Extension

### Other Information

- Also known as butterbur, bog rhubarb, devil's hat, winter heliotrope, or purple butter-bur.
- Perennial.
- Often used for medicinal purposes to treat migraines, asthma, and more.
- Native to Europe.



## Giant Hogweed (*Heracleum mantegazzianum*)



Photo by: Washington State Noxious  
Weed Control Board



Photo by: Washington State Noxious  
Weed Control Board



Photo by: Wisconsin DNR

### Identification

- Deeply lobed, compound leaves.
- Leaves can grow up to 5 feet wide.
- Undersides of leaves are covered in white hairs.
- Immature leaves look like large maple leaves.
- Stem is covered in white hairs and has purple spots.
- Flowers form in large umbels up to 20 inches wide and are made up of many white, 5-petaled flowers.
- Flowers bloom from May to July.
- Can grow up to 15 feet tall.

### Ecological Impact

- Invades roadsides and woodlands but prefers semi-shaded areas with moist soils.
- Is very aggressive due to fast growth rates.
- Sap from stems and leaves can cause severe burns and blisters on skin when exposed to sunlight.
- Can contribute to increased soil erosion.

### Other Information

- Biennial.
- Federally listed as a noxious weed.
- Native to the Caucasus Mountain Region.
- Native Cow Parsnip is frequently misidentified as Giant Hogweed. Take a look at the “Invasive Vs. Native Look-A-Likes” publication on our website for more information.

## Japanese Honeysuckle (*Lonicera japonica*)



Photo by: Bill Johnson, [invasive.org](http://invasive.org)

### Identification

- Woody vine that can grow up to 80 feet in length.
- Opposite, oval shaped leaves that grow up to 3 inches long.
- Leaves may be covered with fine, soft hairs.
- Leaves are sometimes lobed.
- White to pink flowers that turn yellow as they age.
- Flowers are very fragrant and bloom late spring to early summer.
- Produces purple to black berries.



Photo by: UF IFAS Center for Aquatic and Invasive Plants

### Ecological Impact

- Invades forests, prairies, fields, and roadsides.
- Vine can tightly wrap itself around shrubs and young trees, sometimes killing them.
- Can form dense mats in the canopies of trees, shading everything below.




Photo by: UF IFAS Center for Aquatic and Invasive Plants

### Other Information

- Perennial.
- Leaves may persist on the vine until mid-winter.
- Native honeysuckles have red or orange berries.
- Birds and mammals will eat the berries and disperse them, contributing to the spread of the vine.
- Native to Eastern Asia.



## Japanese and Chinese Wisteria ( *Wisteria floribunda* and *Wisteria sinensis* )



Photo by: Wisconsin DNR

### Identification

- Woody vine.
- Alternate, pinnately compound leaves with wavy margins.
- Leaves grow up to a foot long.
- Flowers are pea-like and dangle in clusters off the vine.
- Flowers are lavender to light blue in color.
- Seed pods are 4-6 inches long and velvety.
- Stems can grow to be 15 inches in diameter.



Photo by: Wisconsin DNR

### Ecological Impact

- Smothers and shades out native vegetation.
- Vines can climb over large trees and cause them to fall over.
- Can occupy all forest phases and diverse forest types.
- Can alter soil chemistry through increased nitrogen fixation.

### Other Information

- Most plants found in the United States are a hybrid of Japanese and Chinese Wisteria.
- The native American Wisteria has seed pods that are smooth, not velvety.
- Native to Japan and China.
- Has been observed as high as 65 feet in the tree canopy.



Photo by: Wisconsin DNR

## Kudzu (*Pueraria montana*)



Photo by: Bill Johnson, invasive.org

### Identification

- Semi-woody climbing vine.
- Alternate leaves
- Leaves are compound and have three broad, pointed leaflets with golden hairs.
- Have purple flowers with a yellow middle.
- Flowers bloom from June to September.



Photo by: Bill Johnson, invasive.org

### Ecological Impact

- Covers trees and shrubs by climbing them.
- Invades roadsides, right-of-ways, forest edges, and fields.
- Trees can fall due to the weight of the vine.
- The vine chokes and shades out desirable native species.
- Can grow up to 1 foot a day and 100 feet a season.
- Can produce up to 30 vines from one root.



Photo by: Bill Johnson, invasive.org

### Other Information

- Roots can be as big as 12 feet deep and weigh 400 pounds.
- Perennial.
- Native to Asia.
- Often referred to as “the vine that ate the South.”



## Phragmites (*Phragmites australis*)



Photo by: UW Extension, Wisconsin Horticulture

### Identification

- Smooth, linear leaves that are blue-green in color.
- Leaf sheaths tightly clasp the stem and stay on throughout the winter.
- Flowers are bushy and range from light brown to purple.
- Flowers bloom from July through September.
- Flower plumes are 7 to 15 inches long and look like a feather duster.
- Bottom of stem has distinct ridges and lacks fungal spots.

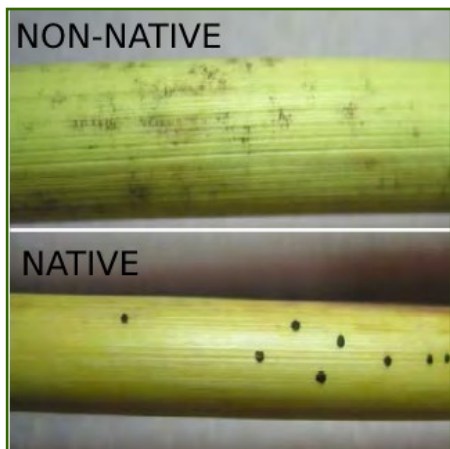


Photo by: Great Lakes Phragmites Collaborative

### Ecological Impact

- Invades most available habitats including roadsides, lake shores, and river banks.
- Has extensive underground rhizomes which makes control difficult.
- Alters hydrology and wildlife habitat.
- Shades out desirable native species.
- Increases fire potential.
- Can cause visibility issues on roadways.



Photo by: Wisconsin DNR

### Other Information

- Perennial grass.
- Also known as common reed.
- Wisconsin does have a native phragmites species. Take a look at the “Invasive Vs. Native Look-A-Likes” publication on our website for more information.
- Produces thousands of seeds annually, but viability is low. Mainly spreads through rhizomes.

## Poison Hemlock (*Conium maculatum*)



Photo by: Washington State Noxious  
Weed Control Board



Photo by: Washington State Noxious  
Weed Control Board



Photo by: Washington State Noxious  
Weed Control Board

### Identification

- Pinnately compound, toothed leaves that grow 8 to 16 inches long.
- Leaves are triangular and are shiny green in color.
- Leaves give off an unpleasant odor when crushed.
- Flowers are white and 5-petaled.
- Flowers form in umbels of 4 to 6 inches wide.
- Flowers bloom May through August.
- Grows 3 to 10 feet tall.
- The lower stem has reddish-purple markings.
- Stems are hairless.

### Ecological Impact

- Invades roadsides, fields, stream banks, disturbed areas, riparian woodlands, and floodplains.
- **All parts of the plant are toxic to animals and humans, especially the roots and seeds, and can be fatal if ingested.**
- Seeds are readily transported by water.
- Can outcompete desirable native species.

### Other Information

- Biennial.
- A single plant can produce over 30,000 seeds.
- Poison Hemlock is known to be located in the southern part of Wisconsin.
- Plants flower in the second growing season.
- Native to Africa, Asia, and Europe.



## Porcelain Berry (*Ampelopsis brevipedunculata*)



Photo by: Wisconsin DNR

### Identification

- Leaves can be heart shaped or deeply lobed.
- Hairs are present on leaf veins.
- Leaves have coarsely toothed edges.
- Clusters of small green or white flowers bloom mid-summer.
- Shiny, clustered berries form in fall.
- Berries range from white to purple to blue.
- Flesh of the berries is white.
- Bark has raised, light dots.



Photo by: Wisconsin DNR

### Ecological Impact

- Shades out and outcompetes native plants by forming dense mats.
- Climbs trees and shrubs, weakening them.
- Invades moist woods, floodplains, stream banks, and woodland edges.
- Easily spreads by birds and animals dispersing seeds.

### Other Information

- Perennial vine.
- In the grape family.
- Can reach up to 25 feet high on a tree.
- Native to Japan and China.



Photo by: Wisconsin DNR

## Restricted Species

The following species are all considered restricted species according to the NR 40 Rule. This means these species are already widely established in the state of Wisconsin. These species have high environmental and/or economical impacts as well as the potential to cause harm to human health. **A person cannot transport, transfer, or introduce a restricted species without a permit.**

This is not the whole list of species and rules. For more detailed information, please see the full text of the [NR 40 Rule](#).



Photo by: Wisconsin DNR



Photo by: Wisconsin DNR



Photo by: Wisconsin DNR



## Autumn Olive (*Elaeagnus umbellata*)



Photo by: Merel R. Black, Wisconsin State Herbarium

### Identification

- Simple, alternate leaves that are dark green on top and silver on bottom.
- Leaves have wavy margins.
- Flowers are tube or bell-shaped.
- Flowers are creamy-white to light yellow and bloom in late spring.
- Fruits are berry-like and pink to red in color with silver scales.
- Small, silvery scales cover twigs of shrub.




Photo by: Wisconsin DNR

### Ecological Impact

- Invades open and forested natural areas, roadsides, and agricultural fields.
- Does well in full sun areas.
- Alters nutrient cycling by adding nitrogen to the soil as well as contributes to nitrogen fixation.
- Can grow up to 20 feet tall, shading out desirable native species.



Photo by: Wisconsin DNR

### Other Information

- Perennial shrub.
- Native to East Asia.
- Seeds are distributed by birds and other wildlife.

## Bush Honeysuckles (*Lonicera sp.*)




Photo by: Wisconsin DNR

### Identification

- Dense, multi-stemmed shrubs.
- Oblong, opposite leaves.
- Leaves have smooth edges and may have small hairs.
- Flowers range from red to pink to white and become yellow with age.
- Flowers bloom in May to June.
- Red to orange to yellow berries in clusters of 2 to 4 form.
- Grows 6 to 12 feet tall.



Photo by: Wisconsin DNR

### Ecological Impact

- Invades forest edges, woodlands, fields, pastures, fens, bogs, lake shores, and roadsides.
- Depletes soil moisture and nutrients.
- Releases allelopathic chemicals that inhibit the growth of other plants.
- Forms dense thickets, reducing light and growth of desirable native species.



Photo by: Wisconsin DNR

### Other Information

- Perennial.
- Seeds are primarily transported by birds and other wildlife.
- Native honeysuckles do not form dense thickets and have yellow flowers.
- Native honeysuckles also drop their leaves earlier than the invasive bush honeysuckles.
- Native to Eastern Asia.



## Common Buckthorn (*Rhamnus cathartica*)




Photo by: Wisconsin DNR

### Identification

- Considered to be a shrub or small tree.
- Grows up to 25 feet tall.
- Oval leaves with prominent veins curving towards the tip of leaf.
- Leaves are 1 to 2.5 inches long with tiny teeth.
- Bark is gray to brown with light colored raised spots.
- Inner bark is orange in color.
- Clusters of round, black, pea-sized fruit ripen in late summer.

### Ecological Impact

- Invades forests, riparian woods, savannas, prairies, fields, and roadsides.
- Highly tolerable of a broad range of environmental conditions.
- Gets leaves very early and keeps leaves late into the growing season, creating a longer growing season than native species.
- Produces allelopathic chemicals that inhibits the growth of other plants.
- Grows very dense, shading out and minimizing opportunities for tree regeneration.



Photo by: Wisconsin DNR

### Other Information

- Perennial.
- Often has several stems arising from the base.
- Bark looks similar to native plums and cherries. To identify, cut into bark and check for the orange color to ensure this is buckthorn.
- Native to Europe.
- Birds and other wildlife disperse seeds.




Photo by: Wisconsin DNR

## Glossy Buckthorn (*Rhamnus frangula*)



Photo by: Wisconsin DNR

### Identification

- Considered to be a shrub or small tree.
- Grows up to 20 feet tall.
- Oval leaves with prominent veins curving towards the tip of leaf.
- Leaves are 2 to 3 inches long with smooth edges.
- Leaves are glossy on the upper surface and dull on the underside.
- Bark is gray to brown with light colored raised spots.
- Inner bark is yellow to orange in color.
- Clusters of round, black, pea-sized fruit ripen in late summer.



Photo by: Wisconsin DNR

### Ecological Impact

- Invades acidic bogs, fens, and sedge meadows. Grows well in various upland habitats.
- Forms dense thickets, shading out desirable native species.
- Prevents native tree regeneration.



Photo by: Wisconsin DNR

### Other Information

- Perennial.
- Often has several stems arising from the base.
- Bark looks similar to native plums and cherries. To identify, cut into bark and check for the yellow-orange color to ensure this is buckthorn.
- Native to Europe.
- Birds and other wildlife disperse seeds.



## Garlic Mustard (*Alliaria petiolata*)



Photo by: Bill Johnson, invasive.org

### Identification

- First year plants have basal leaves that are heart shaped with scalloped edges (bottom photo).
- Second year plants have alternate triangular leaves with large teeth (top photo).
- Leaves and stems smell like garlic when crushed.
- Flowers are white and have 4 petals.
- Flowers bloom throughout spring.
- Plants grow 2 to 4 feet tall.



Photo by: Wisconsin DNR

### Ecological Impact

- Invades high-quality upland, forests, savannas, disturbed areas, yards, and roadsides.
- Outcompetes desirable native species.
- Puts antifungal chemicals into the soil that disrupt microbial processes and inhibit plant growth.



Photo by: Wisconsin DNR

### Other Information

- Biennial.
- Prefers alkaline (basic) soils.
- Native to Europe.
- Was first introduced for medicinal and culinary purposes.

## Japanese Barberry (*Berberis thunbergii*)




Photo by: Wisconsin DNR



Photo by: Wisconsin DNR



Photo by: Wisconsin DNR

### Identification

- Leaves are oval shaped and alternate.
- Leaves cluster in tight bunches above spines.
- Leaves range from green, blue-green to red-purple.
- A single spine is located at each node.
- Inner bark is yellow.
- Flowers are cream to yellow colored and have a bowl shape.
- Flowers are small (1/3 inch wide) with 6 petals.
- Bright red, oblong berries grow on stalks.
- Berries will stay on plant into winter.
- Shrub grows 2 to 3 feet tall.

### Ecological Impact

- Invades forests, woodlands, oak savannas, and fields.
- Alters soil pH and nitrate levels.
- Is shade tolerant and drought-resistant, which made it an attractive landscaping plant.
- Shades out desirable native plants.

### Other Information

- Perennial.
- Native to Asia.
- Rapidly spread by birds who eat the berries.



## Japanese Knotweed (*Polygonum cuspidatum*)



Photo by: Wisconsin DNR

### Identification

- Alternate, heart shaped leaves that are 3 to 4 inches wide.
- Upper surface of leaves are dark green while underside is pale green.
- Flowers form in spikelets of creamy white, tiny flowers.
- Flowers bloom August through September.
- Stems are segmented and look like bamboo.
- Stems turn red to brown in the winter.
- Can grow up to 10 feet tall.

### Ecological Impact

- Invades forest edges, wetlands, fields, roadsides, and urban areas.
- Able to break through pavement or building structures.
- New populations typically arise from soil contaminated with rhizome pieces.
- Prevents tree regeneration and increases soil erosion.
- Shades out desirable native species.
- Plants give off allelopathic chemicals, inhibiting the growth of other plants.
- Disrupts nutrient cycling.



Photo by: Wisconsin DNR

### Other Information

- Perennial.
- Native to Eastern Asia.
- Originally brought to the United States to help with soil erosion.
- Also called Japanese bamboo.



Photo by: Wisconsin DNR

## Leafy Spurge (*Euphorbia esula*)



Photo by: Wisconsin DNR

### Identification

- Leaves are simple and alternate.
- Leaves are blue-green, smooth, hairless, and pointed at the tips.
- Flowers are small, yellow-green and surrounded by yellow-green cup-shaped bracts.
- Flowers are paired and create an umbel of 7 to 10 pairs.
- Blooms late spring to mid summer.



Photo by: Wisconsin DNR

### Ecological Impact

- Invades open areas, prairies, savannas, and roadsides.
- Creates dense thickets, outcompeting native species.
- Tolerant of a wide range of habitats.
- Most aggressive in dry areas.



Photo by: Wisconsin DNR

### Other Information

- Perennial.
- Each plant can produce more than 250 seeds.
- Seeds can stay in the soil for up to 8 years.
- Capsules contain 3 seeds each and burst open when dry.
- Native to Europe and Asia.



## Multiflora Rose (*Rosa multiflora*)




Photo by: Wisconsin DNR

### Identification

- Alternate leaves that are pinnately compound.
- Leaves are nearly smooth on the upper surface.
- Underside of leaves are pale with short hairs.
- There will be a pair of fringed stipules at the base of each leaf.
- Flowers are white to slightly pink and very showy and fragrant.
- Flowers bloom mid to late spring.
- Clusters of hard, red fruits develop in summer and remain on the plant through winter.
- Can grow up to 15 feet tall and 13 feet wide.
- Stiff curved thorns can be found on the stem.




Photo by: Wisconsin DNR

### Ecological Impact

- Invades woodlands, forest edges, fields, roadsides, savannas, and prairies.
- Able to tolerate various soil and environmental conditions.
- Can form impenetrable thickets and outcompete native species.

### Other Information

- Perennial.
- Most native roses have pink flowers.
- Produces up to 500,000 seeds per year.
- Seeds remain in soil for 10 to 20 years.
- Native to Japan.



Photo by: Wisconsin DNR

## Oriental Bittersweet (*Celastrus orbiculatus*)



Photo by: Wisconsin DNR

### Identification

- Woody vine.
- Leaves are alternate, glossy, and round with shallow toothed margins.
- Leaves are 2 to 5 inches long.
- Flowers are small, 5-petaled and greenish yellow.
- Berries are enclosed in a capsule that is green in summer and yellow in the fall.
- When mature, the capsule breaks open revealing red-orange fruits.



Photo by: Wisconsin DNR

### Ecological Impact

- Invades forests, woodlands, fields, hedgerows, and shorelines.
- Can grow in open sites or in shaded areas.
- Tolerant of a diverse range of habitats.
- Can damage trees by entwining around the tree trunk.



Photo by: Wisconsin DNR

### Other Information

- Perennial.
- Each fruit contains two seeds.
- Seeds are eaten and dispersed by birds and other wildlife.
- Spreading can occur by underground roots that create new stems.
- Often mistaken as American bittersweet, which does not have the capsule that encloses the fruit.
- Native to Eastern Asia.



## Teasels (*Dipsacus sp.*)



Photo by: Wisconsin DNR

### Identification

- Leaves are opposite, oblong, and prickly.
- Leaves of flowering plants cup around the stem.
- Numerous, small flowers are present and clustered in dense, stiff, egg-shaped heads.
- Stiff/spiny leaf bracts curve up from the base of the flower head.
- Flowers are purple and bloom from June through October.
- Grows 2 to 6 feet tall.



Photo by: Wisconsin DNR

### Ecological Impact

- Invades open areas, prairies, savannas, sedge meadows, roadsides, and disturbed areas.
- Very aggressive and outcompetes desirable native species.



Photo by: Wisconsin DNR

### Other Information

- Biennial.
- Each plant can produce up to 2,000 seeds.
- Seeds can be in the soil for 2 years.
- Grows as a basal rosette for at least one year.
- Native to Europe.

## Wild Parsnip (*Pastinaca sativa*)



Photo by: Wisconsin DNR

### Identification

- Rosette leaves are pinnately compound with 5 to 15 oblong leaflets.
- Stem leaves are alternate, with 2 to 5 pairs of opposite, sharply toothed leaflets.
- Stems have deep grooves.
- Flowers are small, yellow, and 5-petaled.
- Flowers form in umbels 2 to 6 inches wide.
- Flowers bloom from May to June.
- Grows up to 5 feet tall.



Photo by: Wisconsin DNR

### Ecological Impact

- Invades prairies, savannas, fens, fields, pastures, and roadsides.
- Tolerates diverse habitat.
- Does not tolerate shade.
- **When sap contacts skin in the presence of sunlight, it can cause severe rashes, blisters, and skin discoloration.**

### Other Information

- Biennial.
- Native to Europe and Asia.
- Is easily confused with native golden alexander. Look for the grooved stems of wild parsnip.
- On March 21st, 2017, The Wood County Board passed a resolution designating wild parsnip as a “noxious weed” within Wood County.
- We keep an updated map of the locations of wild parsnip. Contact us if you would like the map or if you would like to report a sighting of wild parsnip.



Photo by: Katy Chayka, Minnesota  
Wildflowers