

# WOOD COUNTY, WISCONSIN

**COMPREHENSIVE ANNUAL  
FINANCIAL REPORT**

**FOR THE YEAR ENDED  
DECEMBER 31, 2017**



The Powers Bluff Winter Sports Area is a 160 acre park located 2.5 miles southwest of Arpin; 17 miles northwest of Wisconsin Rapids; or 15 miles southeast of Marshfield. The area can be easily reached from US Hwy 10 or St Hwy 73 via County Highway E. Powers Bluff is the 13<sup>th</sup> highest point of elevation in the State of Wisconsin at 1,472 feet. Seventy acres of Powers Bluff is a Scientific Preservation Area. There is a 1.5 mile self-guided nature trail. Indian dance rings and burial grounds are preserved and the South 80 acres of the Park has been placed in the National Register as a cultural sensitive area.

A two-story stone shelter building may be reserved during the summer months and serves as a warming house when the ski/tube hill is open for the winter season. Winter sports include downhill skiing, snowboarding, cross country skiing, tubing, snowmobile access and wooded areas for snowshoeing. Three trails are available for downhill skiing and snowboarding. The length of these trails is 1,320 ft., 1,410 ft. and 1,500 ft. The estimated vertical drop is 250 feet. The ski trails are operated by a handle tow ski lift. There are also four tube runs with two handle tow lifts. Rental equipment is available for downhill skiing and snowboarding. Also, a privately-owned food concessions stand is available.

In July of 2012, Wood County acquired 223 acres of property adjoining the northern property line of Powers Bluff County Park. This property is the future home to most of the recreational opportunities offered at Powers Bluff. Future plans include an entrance road off of County Hwy N, a parking lot, shelter building and ski trails, to name a few. Until development occurs, this area will be open for public hunting throughout the year.

**Commentary courtesy of the County Parks Staff.  
Photo's courtesy of Marla Cummings**

WOOD COUNTY, WISCONSIN  
COMPREHENSIVE ANNUAL FINANCIAL REPORT  
FOR THE YEAR ENDED  
DECEMBER 31, 2017

DEPARTMENT OF FINANCE

Marla A Cummings, Finance Director

**THIS PAGE LEFT BLANK INTENTIONALLY**

# INTRODUCTORY SECTION

INTRODUCTORY  
SECTION

THIS PAGE LEFT BLANK INTENTIONALLY

**WOOD COUNTY, WISCONSIN**  
**COMPREHENSIVE ANNUAL FINANCIAL REPORT**  
**YEAR ENDED DECEMBER 31, 2017**  
**TABLE OF CONTENTS**

<b><u>INTRODUCTORY SECTION</u></b>	<b><u>Page</u></b>
Letter of Transmittal	1-5
GFOA Certificate of Achievement	7
Standing Committee Appointed Organization Chart	8
Directory of Board of Supervisors	9
Directory of Department Heads	10
Directory of Standing Committees-Appointed	11
History of Wood County	12
<b><u>FINANCIAL SECTION</u></b>	
Independent Auditor's Report	13-15
Management's Discussion and Analysis	16-28
<b>Basic Financial Statements:</b>	
Government-wide Financial Statements:	
Statement of Net Position	29
Statement of Activities	30-31
Fund Financial Statements:	
Balance Sheet - Governmental Funds	32
Statement of Revenues, Expenditures, and Changes in Fund Balances - Governmental Funds	33
Reconciliation of the Statement of Revenues, Expenditures, and Changes in Fund Balances - Governmental Funds to the Government-wide Statement of Activities	34
Statement of Revenues, Expenditures, and Changes in Fund Balances - Budget and Actual (Non-GAAP Budgetary Basis) - General Fund	35-39
Statement of Revenues, Expenditures, and Changes in Fund Balance - Budget and Actual - Human Services Fund	40
Statement of Net Position - Proprietary Funds	41
Statement of Revenues, Expenses, and Changes in Net Position - Proprietary Funds	42
Statement of Cash Flows - Proprietary Funds	43

**WOOD COUNTY, WISCONSIN**  
**COMPREHENSIVE ANNUAL FINANCIAL REPORT**  
**YEAR ENDED DECEMBER 31, 2017**  
**TABLE OF CONTENTS**

(Continued)

	Page
Notes to the Financial Statements	45-86
Independent Auditors Report on Internal Control over Financial Reporting and on Compliance and Other Matters on an Audit of Financial Statements Performed in Accordance with <i>Government Auditing Standards</i>	87-88
 <b>Required Supplementary Information:</b>	
Schedule of Funding Progress - Retiree Health Plan	89
Schedule of the Employer Contributions Wisconsin Retirement System (WRS)	90
Schedule of the Employer's Proportionate Share of the Net Pension Liability (Asset)	90
 <b>Combining and Individual Fund Financial Statements and Schedules:</b>	
Nonmajor Governmental Funds:	91-93
Combining Balance Sheet - Nonmajor Governmental Funds	94-95
Combining Statement of Revenues, Expenditures and Changes in Fund Balances - Nonmajor Governmental Funds	96-97
Schedule of Revenues, Expenditures, and Changes in Fund Balances - Budget and Actual - Aging & Disability Resource Center Special Revenue Fund	98
Schedule of Revenues, Expenditures, and Changes in Fund Balances - Budget and Actual - Child Support Special Revenue Fund	99
Schedule of Revenues, Expenditures, and Changes in Fund Balances - Budget and Actual - Parks Special Revenue Fund	100
Schedule of Revenues, Expenditures, and Changes in Fund Balances - Budget and Actual - Planning and Zoning Special Revenue Fund	101
Schedule of Revenues, Expenditures, and Changes in Fund Balances - Budget and Actual - Land and Water Conservation Special Revenue Fund	102
Schedule of Revenues, Expenditures, and Changes in Fund Balances - Budget and Actual - Transportation and Economic Development Special Revenue Fund	103
Schedule of Revenues, Expenditures, and Changes in Fund Balances - Budget and Actual - Ho-Chunk Donations Special Revenue Fund	104
Schedule of Revenues, Expenditures and Changes in Fund Balances - Budget and Actual (Non-GAAP Budgetary Basis) - Sales Tax Fund	105
Schedule of Revenues, Expenditures, and Changes in Fund Balances - Budget and Actual - Debt Service Fund	106



**WOOD COUNTY, WISCONSIN**  
**COMPREHENSIVE ANNUAL FINANCIAL REPORT**  
**YEAR ENDED DECEMBER 31, 2017**  
**TABLE OF CONTENTS**

(Continued)	Page
Schedule of Revenues, Expenditures, and Changes in Fund Balances - Budget and Actual - Capital Projects Highway Projects	107
Schedule of Revenues, Expenditures, and Changes in Fund Balances - Budget and Actual - Capital Projects Towers Fund	108
Internal Service Funds:	109
Combining Statement of Net Position - Internal Service Funds	110
Combining Statement of Revenues, Expenses, and Changes in Net Position - Internal Service Funds	111
Combining Statement of Cash Flows - Internal Service Funds	112
<b><u>STATISTICAL SECTION</u></b>	
Statistical Section:	113
I Financial Trends:	
a. Net Position by Component	114
b. Changes in Net Position	116-117
c. Governmental Activities Tax Revenue by Source	118
d. Fund Balances of Governmental Funds	119
e. Changes in Fund Balances of Governmental Funds	120
f. General Governmental Tax Revenue by Source	121
II Revenue Capacity:	
a. Property Values	122
b. Twenty Principal Taxpayers	123
c. Equalized Value of Taxable Property	124
d. Property Tax Levies and Collections	125
III Debt Capacity:	
a. Ratio of Outstanding Debt to Equalized Value and Debt Per Capita	126
b. Legal Debt Margin Information	127
c. Net Direct and Overlapping General Obligation Debt All Governmental Units	128-129
d. Ratio of Outstanding Debt by Type	130
e. Ratio of Annual Debt Service Expenditures For General Bonded Debt to Total General Expenditures	131

**WOOD COUNTY, WISCONSIN**  
COMPREHENSIVE ANNUAL FINANCIAL REPORT  
YEAR ENDED DECEMBER 31, 2017  
TABLE OF CONTENTS

---

(Continued)		<u>Page</u>
IV	Demographic and Economic Information:	
a.	Demographic and Economic Statistics	132
b.	Principal Employers	133
V	Operating Information:	
a.	Operating Indicators by Function	134-135
b.	Full-Time Equivalent Employees by Function	136
c.	Capital Asset Statistics by Function	137
d.	Schedule of Insurance	138-139



# Wood County

## WISCONSIN

Office of  
Finance Director  
**Marla A Cummings**  
Finance Director

June 30, 2018

To the Members of the Wood County Board of Supervisors, the Executive Committee and the citizens of Wood County

The Comprehensive Annual Financial Report (CAFR) of Wood County, Wisconsin (the County) for the fiscal year ended December 31, 2017, is hereby submitted.

This report has been prepared following the guidelines recommended by the Government Finance Officers Association of the United States and Canada (GFOA). These guidelines conform substantially with high standards of public financial reporting, including Generally Accepted Accounting Principles (GAAP) promulgated by the Governmental Accounting Standards Board (GASB).

Responsibility for both the accuracy of the data and the completeness and fairness of the presentation, including all disclosures, rests with the County. We believe the data, as presented, is accurate in all material respects; that it is presented in a manner designed to fairly set forth the financial position, results of operations of the various funds, and the cash flows of our proprietary funds of the County. All disclosures necessary to enable the reader to gain maximum understanding of the County's financial affairs have been included.

County management is responsible for establishing and maintaining an internal control structure designed to ensure that the assets of the government are protected from loss, theft or misuse and to ensure that adequate accounting data are compiled to allow for the preparation of financial statements in conformity with GAAP. The internal control structure is designed to provide reasonable, but not absolute, assurance that these objectives are met. The concept of reasonable assurance recognizes that: (1) the costs of control should not exceed the benefits likely to be derived and (2) the evaluation of costs and benefits requires estimates and judgments by management.

Wipfli LLP has audited the County's financial statements in accordance with County policy and state and federal requirements. The goal of the independent audit was to provide reasonable assurance that the financial statements of Wood County for the year ended December 31, 2017, are free of material misstatement. The independent audit involved examining, on a test basis, evidence supporting the amounts and disclosures in the financial statements; assessing the accounting principles used and significant estimates made by management; and evaluating the overall financial statement presentation. The independent auditor concluded, based upon the audit, that there was a reasonable basis for rendering an unmodified opinion that Wood County's financial statements for the year ended December 31, 2017, are fairly presented in conformity with GAAP. The independent auditors' report is presented as the first component of the financial section of this report.

In addition to meeting the requirements set forth above, the County is required to undergo an annual single audit in conformity with the audit requirements of Title 2 U.S. Code of Federal Regulations Part 200, Uniform Administrative Requirements, Cost Principles, and Audit Requirements for Federal Awards (the "Uniform Guidance") and the State Single Audit Guidelines issued by the Wisconsin Department of Administration. Information related to this single audit, including the schedule of federal and state financial assistance, findings and recommendations, the independent auditors' reports on internal control structure and compliance with applicable laws and regulations are available as a separately issued Single Audit Report.

## REPORTING ENTITY AND ITS SERVICES

The County was incorporated in 1856 and operates under a County Board form of government. The Board of Supervisors is comprised of nineteen (19) members, elected by districts to serve concurrent two-year terms. The terms of the current Board expire in April 2018.

The County is located in central Wisconsin, approximately 160 miles northwest of Milwaukee and 180 miles southeast of Minneapolis/St Paul. The County has an area of 519,680 acres (812 sq. miles). The City of Wisconsin Rapids is the County Seat.

This CAFR includes all funds, which include the operations of all departments shown in the organizational chart on page 8.

The County provides a full range of services. This includes judiciary services and legal counsel; general and financial administration, including tax collections; property records and register of deeds; county planning and zoning; public safety with sheriff, emergency government, shared dispatch and correction facilities; parks; health and human services; assistance to veterans and older Americans; library; forest conservation; coroner and surveyor; employment and training services; agricultural extension services; and the administration of federal, state and county elections. The County has proprietary fund operations for the Edgewater Nursing Home and Highway Department enterprise funds and the Building Maintenance, Employee Self-Funded Health Insurance, Workers Compensation, Other Post-Employment Employee Benefits (OPEB) and PC Replacement internal service funds. The Wisconsin Municipal Mutual Insurance Corporation (WMMIC), the Wisconsin County Mutual Insurance Corporation (WCMIC) and any of the school districts or special districts listed in Table IIIc of the CAFR are not included in the CAFR because they have not met the established criteria for inclusion in the reporting entity.

The annual budget serves as the foundation for the County's financial planning and control. All Wood County departments are required to submit their budget requests to the Finance Department by August 15<sup>th</sup> of each year. The Executive Committee meets with each of the department heads along with their oversight committee chairperson in order to develop a proposed budget that satisfies the agreed upon parameters for that year's budget. The proposed budget is published a minimum of ten business days prior to a public hearing held the second Tuesday in November after which the budget is adopted by the County Board.

The budget is approved and controlled by the Board of Supervisors at the function level, which is the purpose or intent for incurring the expenditure. A function is normally a series of related accounts such as personal services, contractual services, supplies and expenses, building materials, fixed charges, debt service and capital outlay. A department can be made up of a single or multiple functions.

All appropriations in the general fund lapse at the end of the fiscal year unless specifically requested by the department and approved by the Executive Committee. The anticipated unused balances of the special revenue funds are generally encompassed in the subsequent year's budget request.

The budget process encompasses the activities of all funds of the governing body. In accordance with our system of internal accounting and budgeting control, no expenditure/expense can be allowed nor check processed unless an appropriation is available.

Generally Accepted Accounting Principals require that management provide a narrative introduction, overview, and analysis to accompany the basic financial statements in the form of Management's Discussion and Analysis (MD&A). This letter of transmittal is designed to complement the MD&A and should be read in conjunction with it. The County's MD&A can be found immediately following the independent auditor's report.

## ECONOMIC CONDITIONS AND OUTLOOK

Overall, the Wood County economy has continued to show improvement in the past twelve months. The County's average unemployment rate decreased from 5.0% for 2016 to 3.2% for 2017, slightly higher than the nation's average rate of 4.4% and higher than the state's average unemployment rate of 3.3%

Supersector-Private	Number of Establishments Qtr 3 2017	Employment Private Sep 2017	12 month percent change in employment 09/2016-09/2017	12 month change in employment 09/2016-09/2017
Leisure & Hospitality	212	2,811	8.2%	214
Education & Health Svcs	306	9,339	3.4%	303
Service-Providing	1,510	26,272	1.8%	461
Natural Resources & Mining	70	575	1.6%	9
Total all industries	1,892	33,941	1.4%	466
Professional & Business Svcs	192	1,930	1.2%	23
Financial Activities	169	1,171	1.1%	13
Construction	192	1,591	1.0%	16
Goods-Producing	382	7,669	0.1%	5
Manufacturing	120	5,503	-0.4%	(20)
Trade, Transportation & Utilities	445	8,619	-0.6%	(51)
Other Services	159	1,088	-0.8%	(9)
Information	27	1,314	-2.4%	(32)

Source: Bureau of Labor Statistics QCEW Wood County, WI 12 month change in employment

Supersector-Private	Average weekly wage Qtr 4 2016	12 month percent change in avg weekly wage 09/2016-09/2017	12 month change in avg weekly wage 09/2016-09/2017
Leisure & Hospitality	\$251	-0.8%	-\$2
Education & Health Svcs	\$1,045	-7.3%	-\$82
Service-Providing	\$792	-4.2%	-\$35
Natural Resources & Mining	\$650	2.2%	\$14
Total all industries	\$844	-3.2%	-\$28
Professional & Business Svcs	\$733	-8.3%	-\$66
Financial Activities	\$780	-0.6%	-\$5
Construction	\$1,064	-0.8%	-\$9
Goods-Producing	\$1,022	-0.2%	-\$2
Manufacturing	\$1,046	-0.1%	-\$1
Trade, Transportation & Utilities	\$697	0.0%	\$0
Other Services	\$478	0.6%	\$3
Information	\$1,195	3.0%	\$35

Source: Bureau of Labor Statistics QCEW Wood County, WI 12 month change in employment

Wood County's estimated population was at 74,620 for 2017 a decrease of (129) people from the 2010 census was 74,749. The average labor force decreased from 34,452 to 34,185 (267) between 2015 and 2016.

The top employers are:

Employer	<u>Employees</u>	<u>Rank</u>	<u>Percentage of Employment</u>
MARSHFIELD CLINIC	6,010	1	44.26
ROEHL TRANSPORT INC	2,336	2	17.20
WISCONSIN RAPIDS PUBLIC SCHOOL	1,056	3	7.78
VERSO (formerly NEW PAGE)	864	4	6.36
ASPIRUS RIVERVIEW HOSPITAL	676	5	4.98
FIGIS	603	6	4.44
MARSHFIELD DOOR SYSTEM	577	7	4.25
COUNTY OF WOOD	514	8	3.78
RENAISSANCE LEARNING INC	490	9	3.61
MARSHFIELD SCHOOL DISTRICT	454	10	3.34

SOURCE: Survey of employers May 2017.

### **RELEVANT FINANCIAL POLICIES**

The Wood County Executive Committee and the full County Board had formal policies in place for budgeting, investing and debt. All policies adhere to the State Statutes but expand on the state law to fit the needs of Wood County. The budget policy guides the County through the annual budget process and sets procedures for administering the budget throughout the year. The investment policy sets forth the goals of the County while balancing acceptable risk in reaching those goals. The debt policy provides the guidelines on determining when debt is an appropriate financing tool, the types of debt that will be considered and manageable debt levels.

### **MAJOR INITIATIVES**

All counties in the State of Wisconsin operate under a state imposed tax rate freeze and a tax levy limitation resulting in the demands for county services becoming continually more difficult to finance. The County is looking more and more to becoming a partner in economic development. Where in the past, economic development initiatives were more a function of individual municipalities, regional developments and partnering with municipalities is becoming a more common use of county resources. The County is confident in a return on our investment in economic development with growth in our tax base.

The focus of the 2017 Capital Improvement Program (CIP) was to maintain the County's investment in buildings and equipment through scheduled replacements and remodeling and invest in technology to enhance our delivery of services. There were improvements added at the Parks & Forestry Department, the UW Wood County/Marshfield campus, improvements to Edgewater Nursing Home and Norwood Health Center and there was ongoing remodeling of the courthouse building and river block.

The County borrowed \$5.415 million in 2017 for Capital Improvements and Highway Construction and \$1.750 million to refinance the State Trust Fund Loans which was borrowed in 2017 for Capital Improvements and paid off in 2018.

Maintenance and expansion of the County's infrastructure (such as highways and bridges) remains a major goal of the County Board. To address one of these concerns, the Highway Commission has developed a five-year capital project plan that provides a framework for the development and maintenance of infrastructure to meet current and future needs. The Highway Commission has undertaken an aggressive program to repair and replace its highways and

bridges. During the next three years, the Highway Commission plans to repair five bridges. A major repaving project consisting of resurfacing between 15 and 20 miles per year is included in this plan. By the end of the three-year period, 20% of the County's highways are expected to be repaved.

## **CURRENT AND FUTURE PLANS**

The County has been striving to maintain our level of services while balancing increasing demand for certain services with flat or dwindling economic resources. The County, for the most part, has been able to maintain most services through increased efficiencies and by regionalizing elements of our operations through such entities as the Aging & Disability Resource Center (ADRC-CW) and the Community Care of Central Wisconsin (CCCW) now called Inlusa.

The County relocated Human Services, Health, Land & Water Conservation and the Parks & Forestry departments into the renovated River Block Building completed in June 2017. The Finance Department will be moving to the River Block Building in July of 2018.

The County is in the process of compiling the requested projects in the 2019-2023 Capital Improvement Plan (CIP). The requested projects will be prioritized and included or excluded from the plan based on the level of need and available funding.

## **CERTIFICATE OF ACHIEVEMENT**

The Government Finance Officers Association of the United States and Canada (GFOA) awarded a Certificate of Achievement for Excellence in Financial Reporting to Wood County for its comprehensive annual financial report for the year ended December 31, 2016. This was the seventeenth consecutive year that the County has received this prestigious award. In order to be awarded a Certificate of Achievement, a government must publish an easily readable and efficiently organized comprehensive annual financial report. This report must satisfy both generally accepted accounting principles and applicable legal requirements.

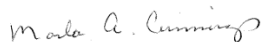
A Certificate of Achievement is valid for a period of one year only. We believe that our current comprehensive annual financial report continues to meet the Certificate of Achievement Program's requirements and we are submitting it to the GFOA to determine its eligibility for another certificate.

## **INVITATION AND ACKNOWLEDGMENTS**

I invite the reader to continue into the remainder of the CAFR. The County is an ever-changing and growing operation. The complex nature of our affairs can be grasped by reviewing and understanding this report. My goal in presenting this report as a communication tool is to keep the interested public informed about the growth and changes we are currently experiencing. Questions and comments relating to this report should be presented to the finance department.

I appreciate all members of the Departments who assisted and contributed to its preparation. I also thank the Wood County Board of Supervisors and the Executive Committee for their interest and support in planning and conducting the financial operations of the County in a responsible manner. The County's financial condition and reasonable tax rate are acknowledgments of their dedication.

Respectfully submitted,



Marla A Cummings, CPA  
Finance Director

**THIS PAGE LEFT BLANK INTENTIONALLY**





Government Finance Officers Association

**Certificate of  
Achievement  
for Excellence  
in Financial  
Reporting**

Presented to

**County of Wood  
Wisconsin**

For its Comprehensive Annual  
Financial Report  
for the Fiscal Year Ended

**December 31, 2016**

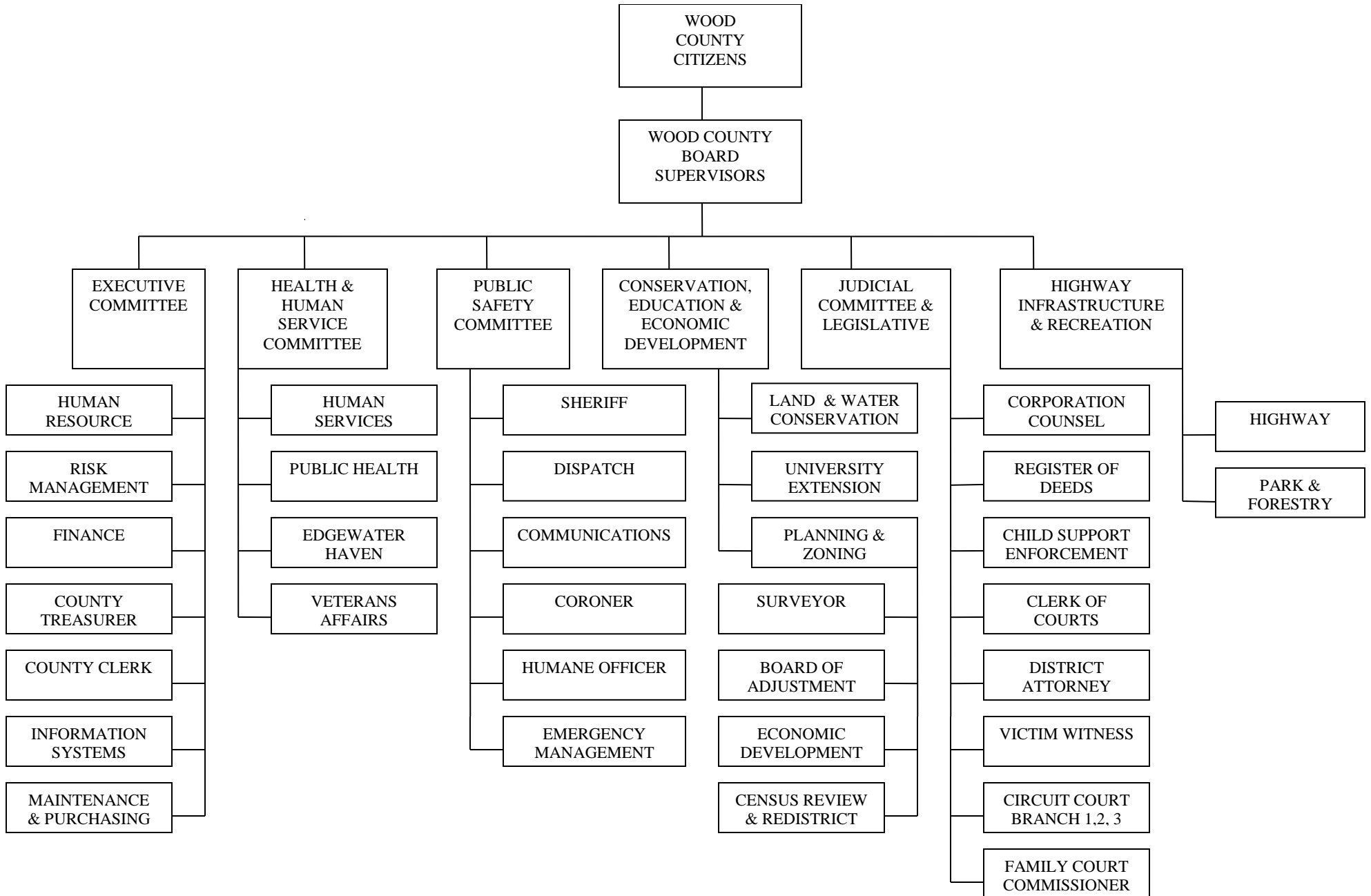
*Christopher P. Morrill*

Executive Director/CEO

# WOOD COUNTY ORGANIZATIONAL CHART

## APPOINTED COMMITTEES

### DECEMBER 31, 2017



2017-2018

WOOD COUNTY BOARD OF SUPERVISORS

Chairperson .....	Lance Pliml
Vice Chairperson .....	Ed Wagner
District No. 1 .....	Dave LaFontaine
District No. 2 .....	Donna Rozar
District No. 3 .....	Michael Feirer
District No. 4 .....	Ed Wagner
District No. 5 .....	Adam G. Fischer
District No. 6 .....	Allen W. Breu
District No. 7 .....	Robert Ashbeck
District No. 8 .....	Brad Kremer
District No. 9 .....	William Winch
District No. 10 .....	Hilde Henkel
District No. 11 .....	Kenneth A. Curry
District No. 12 .....	Douglas Machon
District No. 13 .....	Marion Hokamp
District No. 14 .....	Dennis Polach
District No. 15 .....	Bill Clendenning
District No. 16 .....	Lance Pliml
District No. 17 .....	Joseph H. Zurfluh
District No. 18 .....	Brad Hamilton
District No. 19 .....	Bill Leichtnam

## WOOD COUNTY DEPARTMENT HEADS

Child Support .....		Brent Vruwink
Circuit Court Branch I .....	* +	Hon. Gregory Potter
Circuit Court Branch II .....	* +	Hon. Nicholas Brazeau Jr
Circuit Court Branch III .....	* +	Hon. Todd Wolf
Clerk of Courts .....	*	Cindy Joosten
Coroner .....	*	Dara Hamm
Corporation Counsel .....		Peter Kastenholz
County Clerk .....	*	Cynthia Cepress
Dispatch .....		Lori Heideman
District Attorney .....	* +	Craig Lambert
Edgewater Haven Nursing Home .....		Cynthia Robinson
Emergency Management .....		Steven Kreuser
Finance .....		Marla Cummings
Health .....		Susan Kunferman
Highway .....		Doug Passineau
Human Resources .....		Warren Kraft
Human Services .....		Brandon Vruwink
Humane Officer .....		Nanci Kinney
Land and Water Conservation .....		Shane Wucherpfenning
Maintenance .....		Reuben Van Tassel
Park & Forestry .....		Chad Schooley
Planning & Zoning .....		Jason Grueneberg
Risk Management .....		Terry Stelzer
Register of Deeds .....	*	Susan E. Ginter
Sheriff .....	*	Thomas Reichert
Information Technology .....		Amy Kaup
Treasurer .....	*	Healthier Gehrt
UW-Extension .....		Peter Manley
Veterans Service Officer .....		Rock Larson
	*	Elected
	+	State Employee
	^	Appointed

## STANDING COMMITTEES FOR 2016-2018

### HEALTH & HUMAN SERVICE COMMITTEE

Donna Rozar, Chair  
Adam G. Fischer, Vice-Chair  
Marion Hokamp, Secretary  
Dennis Polach  
Brad Kremer  
Jeffery Koszczuk, DO  
Lori Slattery-Smith  
Tom Buttke  
Jessica Vicente

### EXECUTIVE COMMITTEE

Ed Wagner, Chair  
Michael Feirer  
Donna Rozar, Secretary  
Hilde Henkel  
Lance Pliml  
Al Breu  
Bill Clendenning

### PUBLIC SAFETY COMMITTEE

Michael Feirer, Chair  
Joseph H. Zurfluh  
William Winch  
Brad Hamilton  
Dennis Polach

### JUDICIAL COMMITTEE & LEGISLATIVE

Bill Clendenning, Chair  
Joseph H. Zurfluh  
Dave LaFontaine  
Bill Leichtnam  
Ed Wagner  
Ken Curry, Secretary

### CONSERVATION, EDUCATION & ECONOMIC DEVELOPMENT

Hilde Henkel, Chair  
Robert Ashbeck, Vice-Chair  
Ken Curry, Secretary  
Adam G. Fischer  
Bill Leichtnam  
Harvey Peterson, Farm Service Agency Rep.

### HIGHWAY INFRASTRUCTURE & RECREATION COMMITTEE

Al Breu, Chair  
Dave LaFontaine  
Joseph H. Zurfluh  
Marion Hokamp, Secretary  
William Winch, Vice-Chair

## HISTORY OF WOOD COUNTY

In the winter of 1827, Daniel Whitney of Green Bay obtained a permit from the Winnebago granting him the privilege of making shingles on the Wisconsin River. He employed 22 Stockbridge Indians and conveyed them to the mouth of the Yellow River. In 1831, Daniel Whitney obtained a permit from the War Department to erect a sawmill and cut timber on the Wisconsin River. In 1831-1832, assisted by his nephew and A.B. Sampson, he built the first mill at the place known as Whitney's Rapids, below Point Basse, and about 10 miles south of Wisconsin Rapids. Messrs, Grignon & Merrill, having also obtained a permit, built a mill at Grignon's Rapids in 1836. These two establishments were the first lumbering plants on the Wisconsin River in Wood County.

Wood County was named after Joseph Wood, who came here from Illinois in 1848. Under Chapter 54 Laws of 1856, present Wood County was detached from Portage County. The same chapter directed that the town board of supervisors of the Town of Grand Rapids in Wood County shall be the board of supervisors of Wood County until a county board shall be elected and qualified as provided by the revised statutes of the same act. The first election was held in November 1856. The first County Officers were: County Judge Joseph Wood; Sheriff Benjamin Buck; District Attorney L.P. Powers; Surveyor H.A. Temple; Clerk of Circuit Courts L. Kromer; County Clerk L.P. Powers; Treasurer I.L. Moser; Register of Deeds L. Kromer. The county board met for the first time October 8, 1856.

Towns were established as follows: Rudolph- October 8, 1856; Saratoga- January 9, 1857; Seneca- June 9, 1857; Dexter- March 10, 1858; Lincoln- December 25, 1861; Sigel- January 10, 1863; Remington- July 15, 1868; Wood- February 10, 1874; Port Edwards- February 10, 1874; Auburndale- December 30, 1874; Marshfield- December 3, 1875; Rock- January 23, 1878; Richfield- November 18, 1881; Milladore- February 15, 1882; Sherry- November 10, 1885; Hansen- November 10, 1885; Cary- February 13, 1901; Arpin- February 13, 1901; Hiles- November 15, 1901; Cranmoor- November 18, 1903; Centralia- January 9, 1857; Springfield- August 27, 1861 and McClellan- May 26, 1864. Centralia is now part of Wisconsin Rapids. Springfield was vacated February 23, 1865 and attached to McClellan which was reorganized and shortly afterward vacated and the territory was distributed to other towns.

January 5, 1858 the board adopted the Wood County Reporter as its official newspaper to publish all proceedings. This paper was established in November 1857 and was the first and only newspaper in the county. The first court house was a hall in the Magnolia House which was located on the corner of Ninth and Washington Avenue. The first court was held there in 1857. The date of the first warranty deed recorded was October 1856. The first building actually erected as a courthouse in Wood County was built in Grand Rapids on a spot near the river. The population of Wood County in 1860 was 2,425.

# FINANCIAL SECTION

FINANCIAL SECTION

THIS PAGE LEFT BLANK INTENTIONALLY





## Independent Auditor's Report

County Board  
Wood County  
Wisconsin Rapids, Wisconsin

### Report on the Financial Statements

We have audited the accompanying financial statements of the governmental activities, the business-type activities, each major fund, and the aggregate remaining fund information of Wood County, Wisconsin (the "County"), as of and for the year ended December 31, 2017, and the related notes to the financial statements, which collectively comprise the County's basic financial statements as listed in the table of contents.

### Management's Responsibility for the Financial Statements

Management is responsible for the preparation and fair presentation of these financial statements in accordance with accounting principles generally accepted in the United States; this includes the design, implementation, and maintenance of internal control relevant to the preparation and fair presentation of financial statements that are free from material misstatement, whether due to fraud or error.

### Auditor's Responsibility

Our responsibility is to express opinions on these financial statements based on our audit. We conducted our audit in accordance with auditing standards generally accepted in the United States and the standards applicable to financial audits contained in *Government Auditing Standards*, issued by the Comptroller General of the United States. Those standards require that we plan and perform the audit to obtain reasonable assurance about whether the financial statements are free from material misstatement.

An audit involves performing procedures to obtain audit evidence about the amounts and disclosures in the financial statements. The procedures selected depend on the auditor's judgment, including the assessment of the risks of material misstatement of the financial statements, whether due to fraud or error. In making those risk assessments, the auditor considers internal control relevant to the entity's preparation and fair presentation of the financial statements in order to design audit procedures that are appropriate in the circumstances, but not for the purpose of expressing an opinion on the effectiveness of the entity's internal control. Accordingly, we express no such opinion. An audit also includes evaluating the appropriateness of accounting policies used and the reasonableness of significant accounting estimates made by management, as well as evaluating the overall presentation of the financial statements.

We believe that the audit evidence we have obtained is sufficient and appropriate to provide a basis for our audit opinions.

## Opinions

In our opinion, the financial statements referred to above present fairly, in all material respects, the respective financial position of the governmental activities, the business-type activities, each major fund, and the aggregate remaining fund information of Wood County, Wisconsin, as of December 31, 2017; and the respective changes in financial position and, where applicable, cash flows thereof; and the respective budgetary comparison for the general fund and human services fund for the year then ended in accordance with accounting principles generally accepted in the United States.

## Other Matters

### *Required Supplementary Information*

Accounting principles generally accepted in the United States require that the management's discussion and analysis, schedule of funding progress for retired health plan, and the schedules of the employers proportionate share of the net pension liability (asset) and employer contributions – Wisconsin Retirement System on pages 16 through 28 and pages 91 through 92 be presented to supplement the basic financial statements. Such information, although not a part of the basic financial statements, is required by the Governmental Accounting Standards Board, who considers it to be an essential part of financial reporting for placing the basic financial statements in an appropriate operational, economic, or historical context. We have applied certain limited procedures to the required supplementary information in accordance with auditing standards generally accepted in the United States, which consisted of inquiries of management about the methods of preparing the information and comparing the information for consistency with management's responses to our inquiries, the basic financial statements, and other knowledge we obtained during our audit of the basic financial statements. We do not express an opinion or provide any assurance on the information, because the limited procedures do not provide us with sufficient evidence to express an opinion or provide any assurance.

### ***Supplementary Information***

Our audit was conducted for the purpose of forming opinions on the financial statements that collectively comprise the County's basic financial statements as a whole. The introductory section, respective budgetary comparison for the sales tax fund, combining and individual nonmajor fund financial statements and schedules, and statistical section listed in the accompanying table of contents are presented for purposes of additional analysis and are not a required part of the financial statements. The respective budgetary comparison for the sales tax fund and combining and individual nonmajor fund financial statements and schedules (information) are the responsibility of management and were derived from and relate directly to the underlying accounting and other records used to prepare the financial statements. Such information has been subjected to the auditing procedures applied in the audit of the financial statements and certain additional procedures, including comparing and reconciling such information directly to the underlying accounting and other records used to prepare the financial statements or to the financial statements themselves, and other additional procedures in accordance with auditing standards generally accepted in the United States. In our opinion, the information is fairly stated in all material respects in relation to the financial statements as a whole.

The introductory and statistical sections have not been subjected to the auditing procedures applied in the audit of the basic financial statements and, accordingly, we do not express an opinion or provide any assurance on them.

### ***Other Reporting Required by Government Auditing Standards***

In accordance with *Government Auditing Standards*, we have also issued our report dated June 20, 2018, on our consideration of the County's internal control over financial reporting and on our tests of its compliance with certain provisions of laws, regulations, contracts, and grant agreements and other matters. The purpose of that report is solely to describe the scope of our testing of internal control over financial reporting and compliance and the results of that testing, and not to provide an opinion on the effectiveness of the County's internal control over financial reporting or on compliance. That report is an integral part of an audit performed in accordance with *Government Auditing Standards* in considering the County's internal control over financial reporting and compliance.

/s/ Wipfli LLP

Wipfli LLP

June 20, 2018

Eau Claire, Wisconsin

# Management's Discussion and Analysis

The Financial Management of Wood County, Wisconsin (County) offers readers of Wood County's financial statements this narrative overview and analysis of the financial activities of Wood County for the fiscal year ended December 31, 2017. We encourage readers to consider the information presented here in conjunction with additional information that we have furnished in our letter of transmittal and the notes to the financial statements.

## Financial Highlights

- The assets and deferred outflows of the County exceeded its liabilities and deferred inflows at the close of the most recent fiscal year 12/31/17 by \$104,391,162 (net position). Of this amount, \$18,236,714 (unrestricted net position) may be used to meet the government's ongoing obligations to citizens and creditors.
- The County's total net position decreased by \$344,693.
- As of the close of the 2017 fiscal year, the County's governmental funds ending fund balances were \$23,175,295, compared to \$21,745,564 for 2016, an increase of \$1,429,731.
- Unassigned fund balance for the General Fund, which is available for spending at Wood County's discretion, was \$11,890,939, an increase of \$3,397,180 from the prior year unassigned fund balance of \$8,493,759. This balance represents 38.20 percent of total General Fund expenditures.
- Total long-term obligations (including capital leases of \$164,426 and compensated absences of \$6,622,901) increased by \$4,261,945 from \$37,919,913 to \$42,181,858.

## Overview of the Financial Statements

This discussion and analysis is intended to serve as an introduction to the County's basic financial statements. The County's basic financial statements are comprised of three components:

- 1) Government-wide Financial Statements,
- 2) Fund Financial Statements, and
- 3) Notes to the Financial Statements.

This report also contains other supplementary information in addition to the basic financial statements themselves.

**Government-wide Financial Statements** – The government-wide financial statements are designed to provide readers with a broad overview of the County’s finances, in a manner similar to a private-sector business.

The statement of net position presents information on all of the County’s assets and deferred outflows of resources, liabilities and deferred inflows of resources, with the difference reported as net position. Over time, increases or decreases in net position may serve as a useful indicator of whether the financial position of the County is improving or deteriorating.

The statement of activities presents information showing how the government’s net position changed during the most recent fiscal year. All changes in net position are reported as soon as the underlying event giving rise to the change occurs, regardless of the timing of related cash flows. Thus, revenues and expenses are reported in this statement for some items that will only result in cash flows in future fiscal periods (e.g., uncollected taxes and earned but unused vacation leave).

Both of the government-wide financial statements distinguish functions of the County that are principally supported by taxes and intergovernmental revenues (governmental activities) from other functions that are intended to recover all or a significant portion of their costs through user fees and charges (business-type activities). The governmental activities of the County include general government, public safety, public works, health and social services, culture, recreation and education and conservation and development. The business-type activities of the County include the nursing home and the county highway department.

The government-wide financial statement can be found on pages 29-31 of this report.

**Fund Financial Statements** – A fund is a grouping of related accounts that is used to maintain control over resources that have been segregated for specific activities or objectives. The County, like other state and local governments, uses fund accounting to ensure and demonstrate compliance with finance-related legal requirements. All of the funds of the County can be divided into two categories: governmental funds and proprietary funds. The County has no fiduciary funds.

**Governmental Funds** – Governmental funds are used to account for essentially the same functions reported as governmental activities in the government-wide financial statements. However, unlike the government-wide financial statements, governmental fund financial statements focus on near-term inflows and outflows of spendable resources, as well as on balances of spendable resources available at the end of the fiscal year. Such information may be useful in evaluating a government’s near-term financing requirements.

Because the focus of governmental funds is narrower than that of the government-wide financial statements, it is useful to compare the information presented for governmental funds with similar information presented for governmental activities in the government-wide financial statements. By doing so readers may better understand the long-term impact of the government’s near-term financing decisions. Both the governmental fund balance sheet and the governmental fund statement of revenues, expenditures, and changes in fund balances provide a reconciliation to facilitate this comparison between governmental funds and governmental activities.

The County had thirteen (excluding the Sales Tax Fund) individual governmental funds during 2017. Information is presented separately in the governmental funds balance sheet and in the governmental funds statement of revenues, expenditures, and changes in fund balances for the general fund and human services special revenue fund both of which are considered to be major funds. Data from the other eleven governmental funds are combined into a single, aggregated presentation. Individual fund data for each of these non-major governmental funds is provided in the form of combining statements elsewhere in this report.

The County adopts an annual appropriated budget for its general fund. A budgetary comparison statement has been provided for the general fund to demonstrate compliance with this budget.

The basic governmental fund financial statements can be found on pages 32-40 of this report.

**Proprietary Funds** – The County maintains two different types of proprietary funds. Enterprise funds are used to report the same functions presented as business-type activities in the government-wide financial statements. The County uses enterprise funds to account for Edgewater Haven Nursing Home and the Highway Department. Internal service funds are used to accumulate and allocate costs internally among the County's various functions. The County uses internal service funds to account for Building Maintenance, Employee Health Benefits, Workers Compensation, Other Post-employment Employee Benefits and Personal Computer Replacements. Internal service net position of (\$12,214) has been allocated to the business-type activities related to Highway activities. The remaining assets, liabilities and net position of the internal service funds have been included within the governmental activities.

Proprietary fund financial statements provide the same type of information as the government-wide financial statements, only in more detail. The proprietary fund financial statements provide separate information for Edgewater Haven Nursing Home and the Highway Department both of which are considered major funds of the County. Conversely, the internal service funds have been combined into single aggregated presentations in the governmental activities and business-type activities financial statements. Individual fund data for the internal service funds is provided in the form of a combining statement elsewhere in this report.

The basic proprietary fund financial statement can be found on pages 41-43 of this report.

**Notes to the Financial Statements** – The notes provide additional information that is essential to a full understanding of the data provided in the government-wide and fund financial statements. The notes to the financial statements can be found on pages 45-87 of this report.

**Other information** – The combining statements referred to earlier in connection with non-major governmental funds and internal service funds are presented immediately following the notes to the financial statements. Combining and individual fund statements and schedules can be found on pages 93-114 of this report.

## Government-wide Financial Analysis

As noted earlier, net position may serve over time as a useful indicator of a government's financial position. In the case of Wood County, assets and deferred outflows exceeded liabilities and deferred inflows of resources by \$104,391,162 at the close of the fiscal year ended December 31, 2017.

<b>WOOD COUNTY'S Net Position</b>						
	<b>Governmental Activities</b>		<b>Business-type Activities</b>		<b>Total</b>	
	<b>2017</b>	<b>2016</b>	<b>2017</b>	<b>2016</b>	<b>2017</b>	<b>2016</b>
Current and other assets	\$ 65,022,160	\$ 65,609,191	\$ 1,192,905	\$ 948,019	\$ 66,215,065	\$ 66,557,210
Capital assets	97,215,730	90,584,731	9,111,531	8,540,347	106,327,261	99,125,078
Total assets	<u>162,237,890</u>	<u>156,193,922</u>	<u>10,304,436</u>	<u>9,488,366</u>	<u>172,542,326</u>	<u>165,682,288</u>
Deferred outflows of resources	10,213,496	14,731,039	2,005,995	2,927,882	12,219,491	17,658,921
Long-term liabilities outstanding	39,399,949	34,944,204	2,781,909	2,975,709	42,181,858	37,919,913
Other liabilities	7,121,101	8,721,991	451,921	465,137	7,573,022	9,187,128
Total liabilities	<u>46,521,050</u>	<u>43,666,195</u>	<u>3,233,830</u>	<u>3,440,846</u>	<u>49,754,880</u>	<u>47,107,041</u>
Deferred inflows of resources	29,772,746	30,388,771	843,029	1,109,542	30,615,775	31,498,313
Net position:						
Net investment in capital assets	74,992,290	77,240,753	9,111,531	8,540,347	84,103,821	85,781,100
Restricted	2,050,627	207,232	-	-	2,050,627	207,232
Unrestricted	19,114,673	19,422,010	(877,959)	(674,487)	18,236,714	18,747,523
Total net position	<u>\$ 96,157,590</u>	<u>\$ 96,869,995</u>	<u>\$ 8,233,572</u>	<u>\$ 7,865,860</u>	<u>\$ 104,391,162</u>	<u>\$ 104,735,855</u>

By far the largest portion of the County's net position (80.57 percent) reflects its investment in capital assets (e.g. land, buildings, machinery and equipment); less any related debt used to acquire those assets that is still outstanding. The County uses these capital assets to provide services to citizens; consequently, these assets are not available for future spending. Although the County's investment in its capital assets is reported net of related debt, it should be noted that the resources needed to repay this debt must be provided from other sources, since the capital assets themselves cannot be used to liquidate these liabilities.

An additional portion of the County's net position 1.96 percent represents resources that are subject to external restrictions on how they may be used. The remaining balance of unrestricted net position \$18,236,714 may be used to meet the government's ongoing obligations to citizens and creditors.

At the end of the current fiscal year, the County is able to report positive balances in all categories of net position for the government as a whole. The same situation held true for the prior fiscal year.

The governmental activities unrestricted net position decreased \$307,337 from \$19,422,010 to \$19,114,673 during the current fiscal year.

The Business-type activities the net position increased by \$367,712 from \$7,865,860 to \$8,233,572 during the current fiscal year.

## Governmental activities

Governmental activities decreased the County's net position by \$712,405. Key elements of this decrease from 2016 to 2017 are as follows:

WOOD COUNTY'S Changes in Net Position						
	Governmental Activities		Business-type Activities		Total	
	2017	2016	2017	2016	2017	2016
<b>Revenues:</b>						
Program revenues						
Charges for services	\$ 15,514,468	\$ 14,622,525	\$ 10,951,177	\$ 11,606,341	\$ 26,465,645	\$ 26,228,866
Operating grants and contributions	17,483,209	16,127,959	87,442	19,791	17,570,651	16,147,750
General revenues:						
Property taxes	23,948,132	22,399,210	938,437	999,459	24,886,569	23,398,669
Sales and other taxes	5,808,494	4,705,221	-	-	5,808,494	4,705,221
Grants and contributions not restricted to specific program	3,373,141	3,320,667	-	-	3,373,141	3,320,667
Other	158,340	145,552	7,547	-	165,887	145,552
Total revenues	<u>66,285,784</u>	<u>61,321,134</u>	<u>11,984,603</u>	<u>12,625,591</u>	<u>78,270,387</u>	<u>73,946,725</u>
<b>Expenses:</b>						
General government	11,036,198	10,797,147	-	-	11,036,198	10,797,147
Public safety	11,213,547	11,725,132	-	-	11,213,547	11,725,132
Health and social services	34,262,598	32,258,674	6,846,167	7,646,595	41,108,765	39,905,269
Highway	4,569,221	3,893,994	5,222,345	5,600,814	9,791,566	9,494,808
Culture, recreation and education	3,326,197	2,786,729	-	-	3,326,197	2,786,729
Conservation and development	1,684,468	2,036,617	-	-	1,684,468	2,036,617
Interest on long-term debt	454,339	363,607	-	-	454,339	363,607
Total expenses	<u>66,546,568</u>	<u>63,861,900</u>	<u>12,068,512</u>	<u>13,247,409</u>	<u>78,615,080</u>	<u>77,109,309</u>
Increase (decrease) in net position before transfers	(260,784)	(2,540,766)	(83,909)	(621,818)	(344,693)	(3,162,584)
Transfers	(451,621)	(509,208)	451,621	509,208	-	-
Increase (decrease) in net position	<u>(712,405)</u>	<u>(3,049,974)</u>	<u>367,712</u>	<u>(112,610)</u>	<u>(344,693)</u>	<u>(3,162,584)</u>
Net position Beginning of year	96,869,995	99,919,969	7,865,860	7,978,470	104,735,855	107,898,439
Net position End of year	<u>\$ 96,157,590</u>	<u>\$ 96,869,995</u>	<u>\$ 8,233,572</u>	<u>\$ 7,865,860</u>	<u>\$ 104,391,162</u>	<u>\$ 104,735,855</u>

The County's governmental activities program revenues increased by \$2,247,193 overall or 7.31%. The majority of this increase consisted of revenues primarily in Human Services area for DHFS, Medicaid, and Mental Health. While the Highway Department showed a decrease in the Bituminous operations and Parks showed a decrease in the County Forest Revenue.

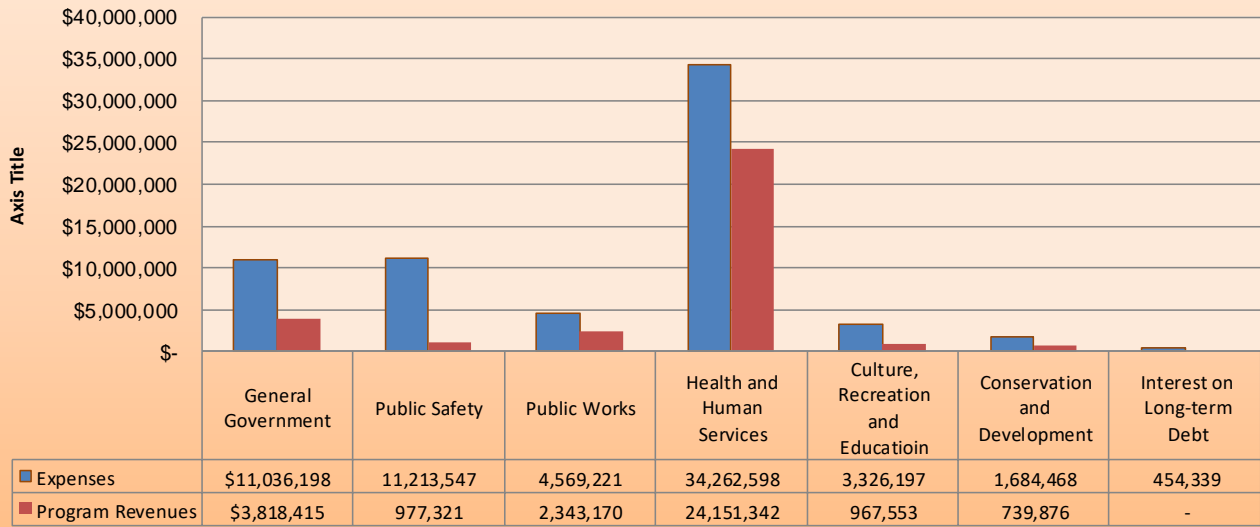
The County's governmental activities general revenues increased by \$2,717,457 overall or 8.89%. The majority of this increase was within the Property Tax, Sales and other taxes are due to a take back from the State of Wisconsin on a 2014 overstatement of sales tax which was paid back in 2016 which resulted in a lower sales tax for 2016.

Governmental activities expenses increased \$2,684,668 overall or 4.20%. The majority of this increase was for an increase in Health Insurance premiums and claims, capital projects and Human Services area for FSET and Norwood Administration. There was a decrease in Data Processing and in County Parks expenditures.

The following graphs show the allocation of Wood County's governmental activities revenues and expenses.



## Expenses and Program Revenues-Governmental Activities 2017 Actual



### Business-type activities

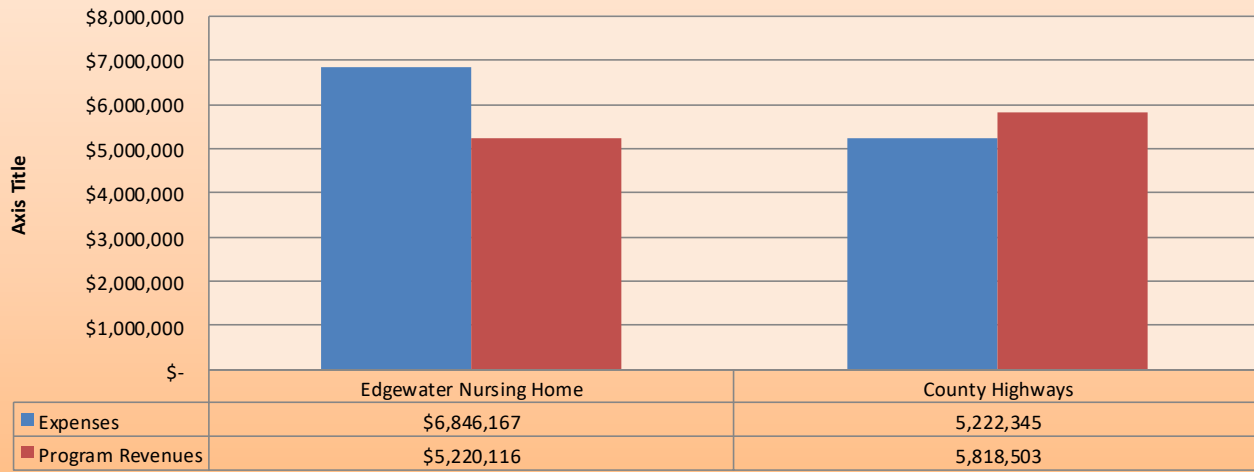
The business-type activities increased the County's net position by \$367,712.

The County's business-type activities program revenues decreased by \$587,513 overall or (5.05%). The decrease consisted of revenues in Edgewater Haven Nursing Home due to lower census and a lower transfer from General Fund.

The County's business-type activities expenses decreased \$1,178,897 overall or (8.90%). The decrease was in Edgewater Haven Nursing Home due to lower census and an overall decrease in the Highway Fund but mainly in the local roads and shop operations with increase in machinery operations.

The following graphs show the allocation of Wood County's business-type activities revenues and expenses.

## Expenses and Program Revenues-Business-type Activities 2017 Actual



### Financial Analysis of the County's Funds

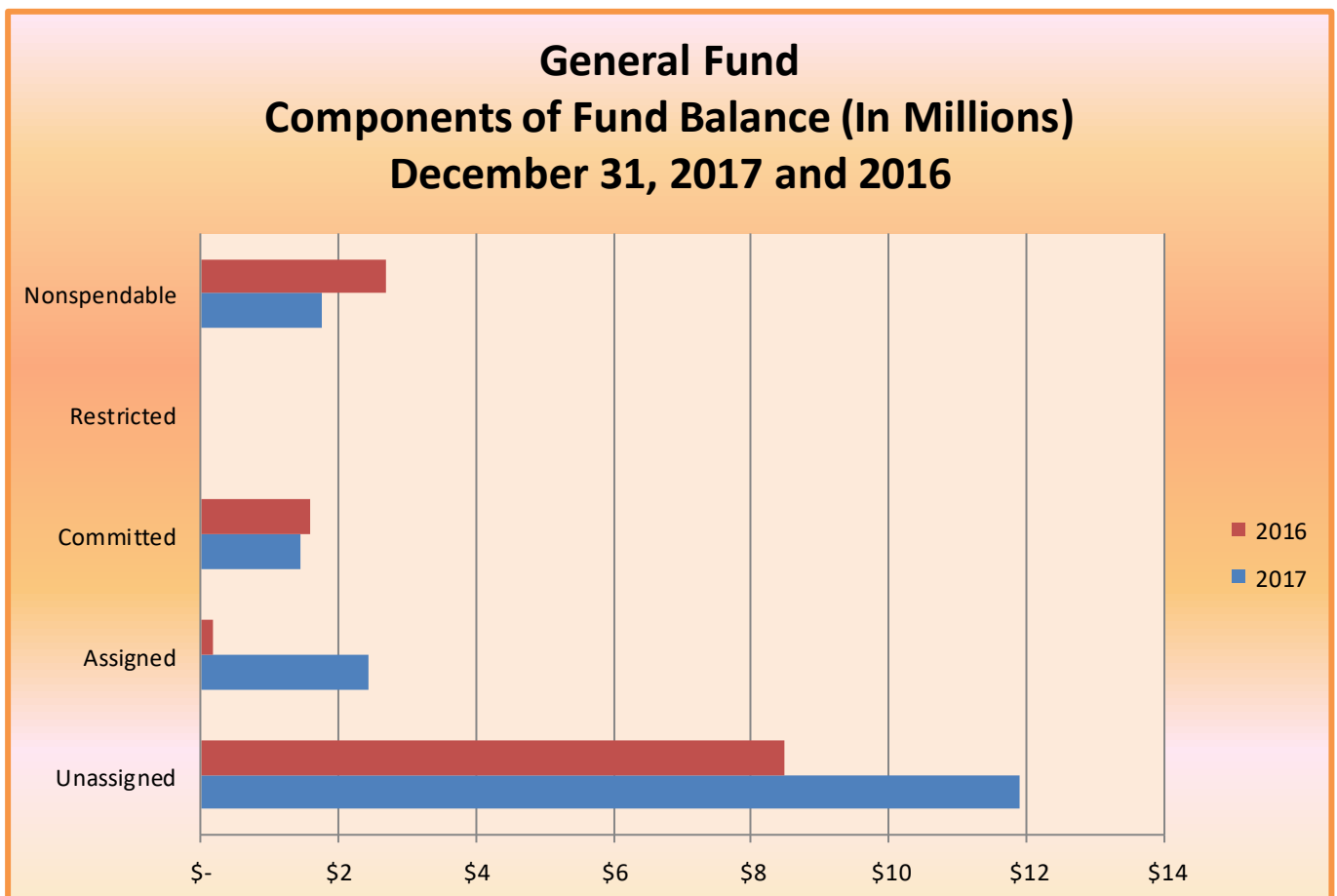
As noted earlier, the County uses fund accounting to ensure and demonstrate compliance with finance-related legal requirements.

**Governmental funds** – The focus of the County's governmental funds is to provide information on near-term inflows, outflows, and balances of spendable resources. Such information is useful in assessing the County's financing requirements. In accordance with GASB Statement 54, changes in the equity section are designed to indicate the extent in which the government is bound to honor constraints on the specific purpose for which the amounts in the fund can be spent. In particular, unassigned fund balance may serve as a useful measure of a government's net resources available for spending at the end of the fiscal year.

As of December 31, 2017, the County's governmental funds reported combined ending fund balances of \$23,175,295, an increase of \$1,429,731 in comparison with the prior year fund balances of \$21,745,564. Approximately 45 percent of this amount \$10,622,479 constitutes *unassigned fund balance*, which is available for spending at the County's discretion. The remainder of fund balance is *nonspendable, restricted, committed or assigned* to indicate that it is not available for new spending because it has already been earmarked.

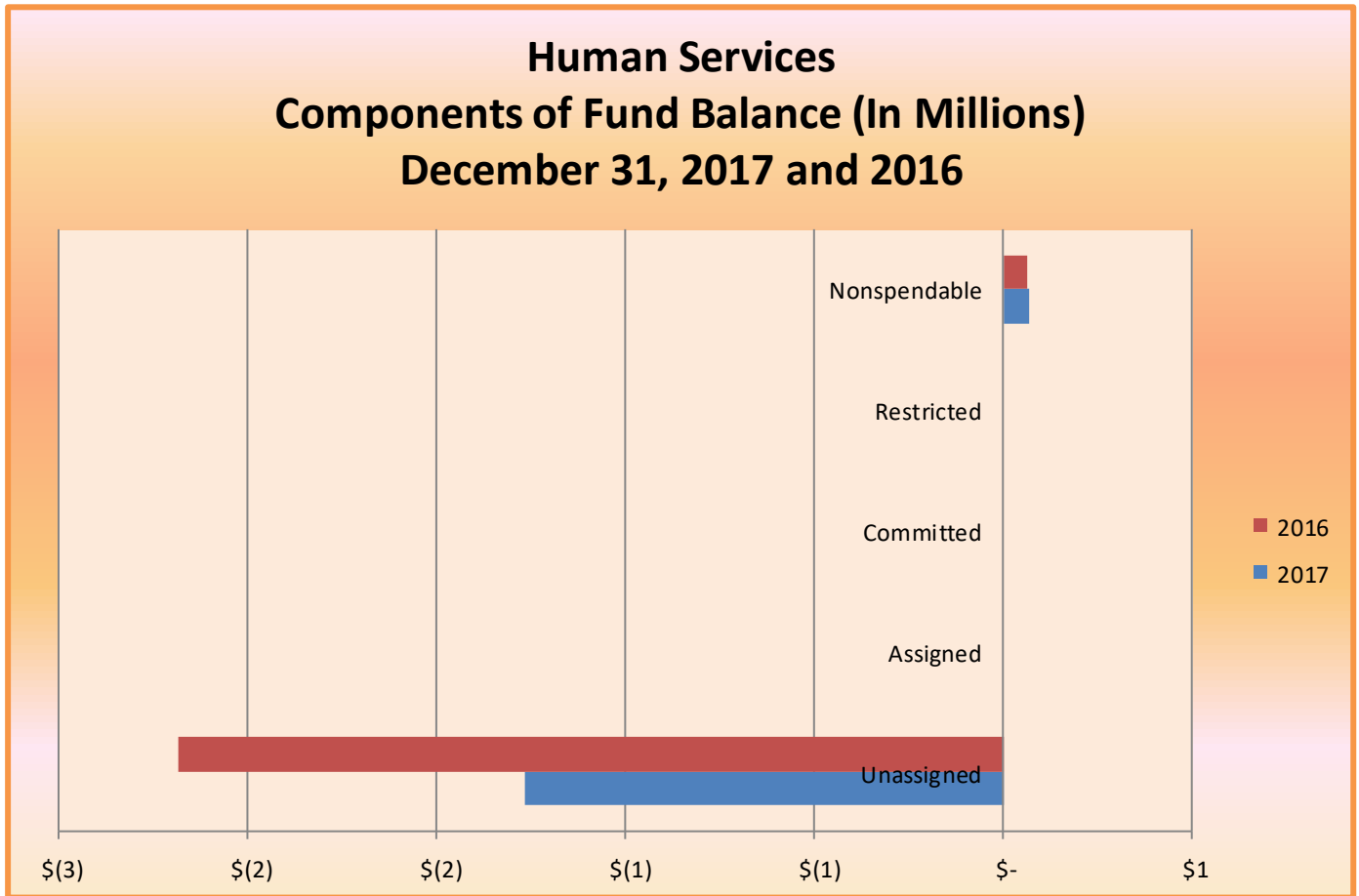
- The nonspendable fund balance are amounts that are not spendable in form or are required to be maintained intact. As of the end of the current year, the County's governmental nonspendable fund balance of \$1,842,449 constitutes:
  - \$421,938 for inventory and prepaids
  - \$1,420,511 for delinquent property taxes
- The restricted fund balance are amounts that are constrained for specific purpose by external parties, constitutional provision or enabling legislation. As of the end of the current year, the County's governmental restricted fund balance of \$5,740,627 constitutes:

- \$3,690,000 for capital projects
- \$2,050,627 for debt service
- The committed fund balance are amounts constrained to a specific purpose by the county board of supervisors. To be reported as committed, amounts cannot be used for any other purpose, unless the board of supervisors approves a change by resolution. As of the end of the current year, the County’s governmental committed fund balance constitutes nonlapsing fund balances of \$1,444,812
- The assigned fund balance is amounts that are constrained for specific purpose and are not available for spending. The assigned fund balance of \$3,524,928 constitutes:
  - \$1,092,945 for Special Revenue Funds
  - \$2,431,983 for committed County Highway



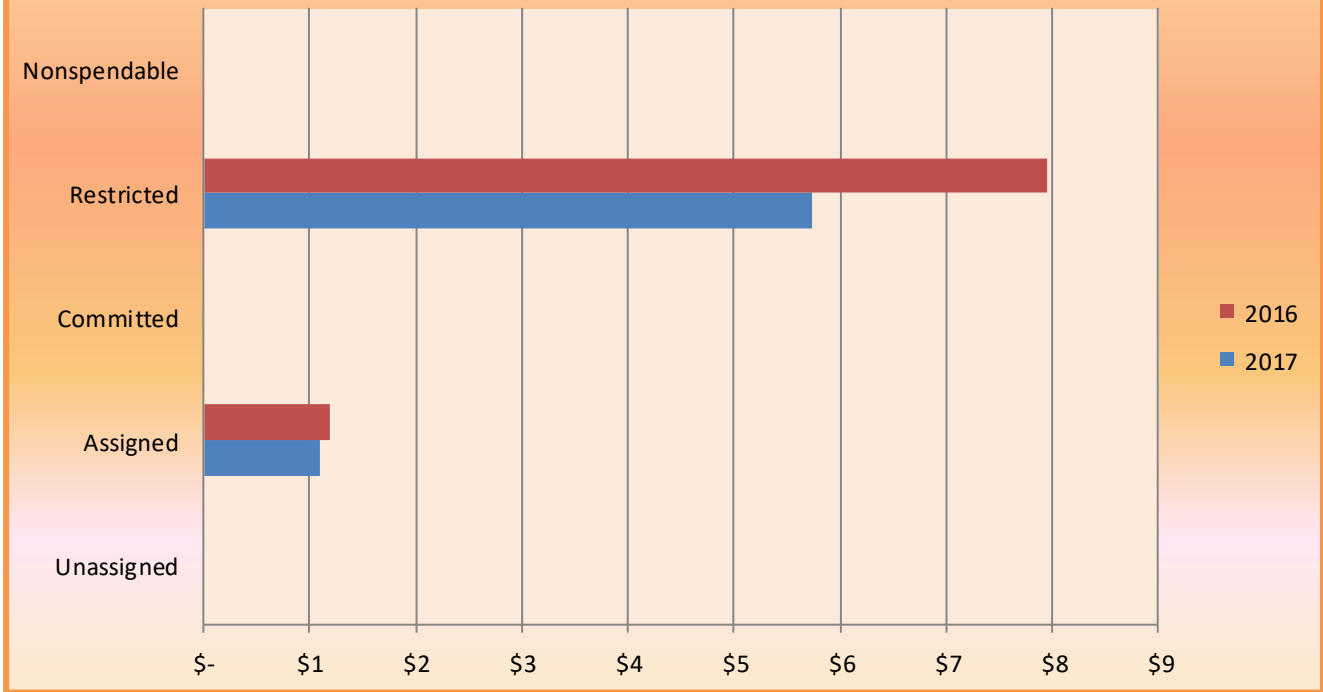
The General Fund is the chief operating fund of the County. At the end of 2017, unassigned spendable fund balance of the general fund was \$11,890,939, while total fund balance amounted to \$17,541,031. As a measure of the General Fund’s liquidity, it may be useful to compare both unassigned spendable fund balance and total fund balance to total expenditures. Unassigned spendable fund balance represents 31.84 percent (22.26 percent for 2016) of total General Fund expenditures, while total fund balance represents 56.43 percent (47.18 percent for 2016) of that same amount.

The fund balance of the County's General Fund increased \$2,819,144 from \$14,721,885 to \$17,541,031 during 2017. In 2017 the General Fund was over budget for revenues and under budget for expenses. Revenues increased in Sales Tax (no recoupment this year), Interest and Penalties on Taxes (sold more tax deeded property) and Miscellaneous Revenue while decreasing in County Forest Revenue. The expenditures decreased in the Sheriff's department came in under budget even though they budgeted more in expenses for 2017, Bituminous Operations and transfers to Enterprise Funds.



The Fund Balance in Human Services Special Revenue Fund increased \$922,909 from (2,122,140) to (\$1,119,308) in 2017. In 2017 the Human Services Special Revenue Fund was over budget for revenues and under budget for expenses. There was an increase in state aid for DHFS, in institutional care and Mental Health for 2017. The biggest increase in expenses was for the Administration for Norwood and FSET. The biggest decrease in expenditures was in Child Welfare, FSET 50/50, Mental Health COP and Administration.

## Other Governmental Funds Components of Fund Balance (In Millions) December 31, 2017 and 2016



Non-major Special Revenue assigned fund balances decreased \$100,656 from \$1,193,601 to \$1,092,945 in 2017.

The capital projects funds have a combined fund balance of \$3,690,000 at the end of 2017 (a decrease of \$ 4,054,986). This includes construction of County capital projects for the Highway, capital equipment and renovations for the courthouse.

The debt service fund increased \$1,843,395 which represents the refunding of the State Trust Fund Loan of \$1,750,000. The funds will be used to reduce the 2018 debt service tax levy.

**Proprietary Funds** – The County’s proprietary funds provide the same type of information found in the government-wide financial statements, but in more detail.

Unrestricted net position (deficits) for each of the enterprise funds at the end of the year were as follows:

Edgewater Haven Nursing Home	(\$756,195)
Highway	(\$133,978)

The explanation of the changes in the unrestricted net position was discussed earlier in this report.

## General Fund Budgetary Highlights

The adjustments to the general fund 2017 budget were as follows:

	Uses	Sources			
	Expenditures & Other Uses	Revenues & Other Sources	Tax Levy	Transfers from (to) Reserves	Total
Adopted Budget	\$ 33,755,120	\$ 20,423,002	\$ 12,800,579	\$ 531,539	\$ 33,755,120
Transfers out to other funds					
Special Revenue	-	-	-	-	-
Contingency	(57,074)	-	-	(57,074)	(57,074)
Appropriate Additional Revenues	-	231,840	-	47	231,887
Appropriate Additional Expenditures	239,887	-	-	-	-
Reappropriate Non-lapsing Balances	(4,000)	-	-	4,000	4,000
Revised Budget	<u>\$ 33,933,933</u>	<u>\$ 20,654,842</u>	<u>\$ 12,800,579</u>	<u>\$ 478,512</u>	<u>\$ 33,933,933</u>

The increases in the budget for additional revenues and expenditures of \$393,896 for Revenues & Other Sources were for the Land/Water Conservation \$93,314; Emergency Management \$23,300 Parks, \$23,242; Health \$33,252; State Aid Transportation \$148,788; Proceeds from Debt Fiscal Cost \$50,000; Drug Court \$22,000.

The decrease in Transfers from (to) Reserves are an allocation in fund balance for the PC Replacement \$59,000; CDBG \$65,000 and Veterans \$4,000 \$34,000 and Human Resources \$13,000. The General Fund made a transfer to Land/Water Conservation \$25,144; Norwood \$18,279; Humane Officer \$8,000; Finance \$50,000; Edgewater \$30,130; County Board \$20,000 and County Aid to Libraries \$2,565.

## Capital Asset and Debt Administration

**Capital assets** – Wood County’s capital assets for its governmental and business type activities as of December 31, 2017, amounts to \$106,327,261 (net of accumulated depreciation). Capital assets include land, buildings, improvements, machinery and equipment, park facilities, highways, bridges and culverts. The net capital assets increased \$7,202,183 (\$6,631,000 increase in governmental and a \$571,183 increase in business-type).

Major capital asset events during the current fiscal year included the following:

- Net increase in Capital Assets for Machinery and Equipment of \$1.3 million
- Net increase in Buildings and improvements \$3.5 million
- Net increase in Highway infrastructure projects of \$2.9 million
- Net increase in Business-type Activities of Buildings and Improvements \$262 thousand
- Net increase in Business-type Activities of Machinery and Equipment \$661 thousand

<b>WOOD COUNTY'S Capital Assets</b> (net of depreciation)			
	Governmental Activities	Business-type Activities	Total
Land and Land Improvements	\$ 5,880,942	\$ 286,444	\$ 6,167,386
Buildings	18,489,225	3,899,892	22,389,117
Machinery and Equipment	6,768,855	4,925,195	11,694,050
Construction Work in Progress	1,211,704	-	1,211,704
Infrastructure	64,865,004	-	64,865,004
<b>Total</b>	<b>\$ 97,215,730</b>	<b>\$ 9,111,531</b>	<b>\$ 106,327,261</b>

Additional information on Wood County's capital assets can be found in note IV A(3) on pages 64-65 of this report.

**Long-term debt** – The County's general obligation debt increased \$4,815,000 from \$21,840,000 to \$26,655,000 during 2017. The summary of outstanding debt is as follows:

<b>WOOD COUNTY'S Outstanding General Obligation Debt</b>		
	Governmental and Business-type Activities	
	2017	2016
General Obligation Tax-exempt Bonds		
2012 Tax-exempt Bonds	\$ 1,670,000	\$ 2,065,000
2104 Promissory Notes	3,330,000	3,740,000
2015 Promissory Notes	5,575,000	6,305,000
2016 Promissory Notes	8,915,000	9,730,000
2017 Promissory Notes	5,415,000	-
2017 State Trust Fund	1,750,000	
<b>Total</b>	<b>\$ 26,655,000</b>	<b>\$ 21,840,000</b>

There was two new debts issued in 2017:

- \$5,415,000 with three purposes:
  - \$2,500,000 for 2017 highway construction projects
  - \$1,190,000 Courthouse Capital Projects
  - \$1,750,000 Refunding of the State Trust Fund Loan
- \$1,750,000 State Trust Fund Loan for Courthouse Capital Projects

Wood County received an Aa1 rating from Moody's for the County's most recent debt issue in 2017.

State statutes limit the amount of general obligation debt a governmental entity may issue to 5 percent of its total equalized valuation. Wood County is at 10.8 percent of its legal debt limit of \$249 million.

Additional information on Wood County's long-term debt can be found in note IV B(5) on pages 80-81 of this report.

## **Economic Factors and Next Year's Budgets and Rates**

- The County will continue to follow the new wage plan in 2018 with step increases for most positions.
- The average unemployment rate for Wood County was 3.75 percent in 2017, which is down from the 4.95 percent average rate in 2016.
- The County maintained an operating tax mil rate of \$4.55 while the debt service tax rate increased from \$0.28 to 0.54 to fund the debt service on the new Highway borrowing and the Capital Projects for equipment and building renovations.
- The increase in equalized valuation due to net new construction for Wood County was .959 percent.
- Health Insurance was increased by 10 percent in 2018 to help cover losses sustained in 2017 and projected losses in 2018.

All of these factors were considered in preparing the Wood County budget for 2018.

## **Requests for Information**

This financial report is designed to provide a general overview of Wood County's finances for all those with an interest in the County's finances. Questions concerning any of the information provided in this report, or requests for additional financial information should be addressed to the Wood County Finance Department.



# BASIC FINANCIAL STATEMENTS

BASIC FINANCIAL STATEMENTS

THIS PAGE LEFT BLANK INTENTIONALLY

**WOOD COUNTY, WISCONSIN**

Statement of Net Position

December 31, 2017

	<b>Governmental Activities</b>	<b>Business-type Activities</b>	<b>Total</b>
<b>Assets</b>			
Cash and investments	\$ 27,753,725	\$ 1,399	\$ 27,755,124
Receivables:			
Delinquent property taxes	3,289,915	-	3,289,915
Current property tax	25,645,905	-	25,645,905
Miscellaneous	3,329,141	153,037	3,482,178
Due from other governments	1,843,032	1,025,078	2,868,110
Internal balances	1,656,270	(1,656,270)	-
Inventory of supplies, at cost	42,032	1,606,186	1,648,218
Prepaid items	379,906	53,978	433,884
Restricted Assets:			
Cash	1,082,234	9,497	1,091,731
Capital assets (net of accumulated depreciation)			
Land and land improvements	5,880,942	286,809	6,167,751
Buildings	18,489,225	3,899,892	22,389,117
Machinery & equipment	6,768,856	4,924,830	11,693,686
Construction work in progress	1,211,704	-	1,211,704
Infrastructure	64,865,003	-	64,865,003
<b>Total Assets</b>	<b>162,237,890</b>	<b>10,304,436</b>	<b>172,542,326</b>
<b>Deferred Outflows of Resources</b>			
Related to Pensions	10,213,496	2,005,995	12,219,491
<b>Total Assets and Deferred Outflows of Resources</b>	<b>\$ 172,451,386</b>	<b>\$ 12,310,431</b>	<b>\$ 184,761,817</b>
<b>Liabilities</b>			
Current Liabilities:			
Accounts payable	\$ 2,628,042	\$ 45,383	\$ 2,673,425
Payroll withholdings	300,857	-	300,857
Accrued compensation	1,099,099	269,655	1,368,754
Accrued interest	160,743	-	160,743
Due to other governments	1,763,250	127,386	1,890,636
Unearned revenue	86,876	-	86,876
Special deposits	1,082,234	9,497	1,091,731
Noncurrent Liabilities:			
Net pension liability			
Due in more than one year	1,312,342	268,061	1,580,403
Due within one year	6,176,447	733,554	6,910,001
Due in more than one year	31,911,160	1,780,294	33,691,454
<b>Total Liabilities</b>	<b>46,521,050</b>	<b>3,233,830</b>	<b>49,754,880</b>
<b>Deferred Inflows of Resources:</b>			
Related to pensions	4,127,201	843,029	4,970,230
Property taxes for subsequent year	25,645,545	-	25,645,545
<b>Total Deferred Inflows of Resources</b>	<b>29,772,746</b>	<b>843,029</b>	<b>30,615,775</b>
<b>Total Liabilities and Deferred Inflows of Resources</b>	<b>76,293,796</b>	<b>4,076,859</b>	<b>80,370,655</b>
<b>Net Position</b>			
Net investment in capital assets	74,992,290	9,111,531	84,103,821
Restricted for:			
Debt service	2,050,627	-	2,050,627
Unrestricted	19,114,673	(877,959)	18,236,714
<b>Total Net Position</b>	<b>96,157,590</b>	<b>8,233,572</b>	<b>104,391,162</b>
<b>Total Liabilities, Deferred Inflows of Resources and Net Position</b>	<b>\$ 172,451,386</b>	<b>\$ 12,310,431</b>	<b>\$ 184,761,817</b>

The notes to the financial statements are an integral part of this statement

**WOOD COUNTY, WISCONSIN**  
Statement of Activities

For the year ended December 31, 2017

<b>Functions/Programs:</b>	<b>Expenses</b>	<b>Program Revenues</b>	
		<b>Charges for Services</b>	<b>Operating Grants and Contributions</b>
Governmental activities:			
General government	\$ 11,036,198	\$ 3,085,161	\$ 733,254
Public safety	11,213,547	544,649	432,672
Public works	4,569,221	513,109	1,830,061
Health and social services	34,262,598	10,282,767	13,868,575
Culture, recreation and education	3,326,197	765,528	202,025
Conservation and development	1,684,468	323,254	416,622
Interest and fiscal charges	454,339	-	-
Total governmental activities	<u>66,546,568</u>	<u>15,514,468</u>	<u>17,483,209</u>
Business-type activities:			
Edgewater Haven Nursing Home	6,846,167	5,132,674	87,442
Highway	5,222,345	5,818,503	-
Total business-type activities	<u>12,068,512</u>	<u>10,951,177</u>	<u>87,442</u>
Totals	<u>\$ 78,615,080</u>	<u>\$ 26,465,645</u>	<u>\$ 17,570,651</u>

**General Revenues:**

Property taxes  
 County sales tax  
 Grants and contributions not restricted to specific programs  
 Payment in lieu of taxes  
 Unrestricted investment earnings (loss)  
 Gain on sale of capital assets

**Transfers**

Total general revenues and transfers

Change in net position

Net Position -January 1

Net Position-December 31

The notes to the financial statements are an integral part of this statement.

<b>Net (Expense) Revenue and Changes in Net Position</b>			
<b>Capital Grants and Contributions</b>	<b>Governmental Activities</b>	<b>Business-type Activities</b>	<b>Total</b>
\$ -	\$ (7,217,783)	\$ -	\$ (7,217,783)
-	(10,236,226)	-	(10,236,226)
-	(2,226,051)	-	(2,226,051)
-	(10,111,256)	-	(10,111,256)
-	(2,358,644)	-	(2,358,644)
-	(944,592)	-	(944,592)
-	(454,339)	-	(454,339)
-	(33,548,891)	-	(33,548,891)
-	-	(1,626,051)	(1,626,051)
-	-	596,158	596,158
-	-	(1,029,893)	(1,029,893)
<u>\$ -</u>	<u>(33,548,891)</u>	<u>(1,029,893)</u>	<u>(34,578,784)</u>
	23,948,132	938,437	24,886,569
	5,808,494	-	5,808,494
	3,373,141	-	3,373,141
	18,370	-	18,370
	139,970	139	140,109
	-	7,408	7,408
	(451,621)	451,621	-
	<u>32,836,486</u>	<u>1,397,605</u>	<u>34,234,091</u>
	(712,405)	367,712	(344,693)
	<u>96,869,995</u>	<u>7,865,860</u>	<u>104,735,855</u>
	<u>\$ 96,157,590</u>	<u>\$ 8,233,572</u>	<u>\$ 104,391,162</u>

**WOOD COUNTY, WISCONSIN**

Balance Sheet  
Governmental Funds

December 31, 2017

	General Fund	Human Services Fund	Other Governmental Funds	Total
<b>ASSETS</b>				
Cash and temporary cash investments	\$ 22,917,625	\$ 270,732	\$ 226,005	\$ 23,414,362
Receivables:				
Delinquent property taxes	3,289,915	-	-	3,289,915
Current property tax	25,645,905	-	-	25,645,905
Miscellaneous	555,295	2,316,255	457,591	3,329,141
Due from other governments	370,994	1,450,880	21,158	1,843,032
Due from other funds	-	-	6,638,037	6,638,037
Inventory of supplies, at cost	3,213	38,819	-	42,032
Prepaid items	349,573	30,333	-	379,906
Total Assets	<u>\$ 53,132,520</u>	<u>\$ 4,107,019</u>	<u>\$ 7,342,791</u>	<u>\$ 64,582,330</u>
<b>LIABILITIES AND FUND BALANCES</b>				
Liabilities:				
Accounts payable	\$ 1,750,397	\$ 26,117	\$ 38,631	\$ 1,815,145
Other current liabilities	7	-	-	7
Payroll withholdings	300,857	-	-	300,857
Accrued compensation	527,827	522,391	36,747	1,086,965
Special deposits	968,482	37,683	71,869	1,078,034
Due to other governments	407,668	1,347,209	745	1,755,622
Due to other funds	5,491,740	1,719,505	355,697	7,566,942
Unearned Revenue	66,806	14,540	5,530	86,876
Total Liabilities	<u>9,513,784</u>	<u>3,667,445</u>	<u>509,219</u>	<u>13,690,448</u>
DEFERRED INFLOWS OF RESOURCES				
Unavailable revenues-charges for services	-	1,638,882	-	1,638,882
Unavailable revenues-property taxes	432,160	-	-	432,160
Property taxes for subsequent year	25,645,545	-	-	25,645,545
Total Deferred Inflows of Resources	<u>26,077,705</u>	<u>1,638,882</u>	<u>-</u>	<u>27,716,587</u>
FUND BALANCE (DEFICITS)				
Nonspendable	1,773,297	69,152	-	1,842,449
Restricted	-	-	5,740,627	5,740,627
Committed	1,444,812	-	-	1,444,812
Assigned	2,431,983	-	1,092,945	3,524,928
Unassigned	11,890,939	(1,268,460)	-	10,622,479
Total Fund Balances (deficit)	<u>17,541,031</u>	<u>(1,199,308)</u>	<u>6,833,572</u>	<u>23,175,295</u>
Total Liabilities, Deferred Inflows of Resources and Fund Balances (deficit)	<u>\$ 53,132,520</u>	<u>\$ 4,107,019</u>	<u>\$ 7,342,791</u>	<u>\$ 64,582,330</u>

Amounts reported for governmental activities in the statement of net position are different because:

Fund balance from above	\$ 23,175,295
Capital assets used in governmental activities are not financial resources and, therefore, are not reported in funds	83,358,873
Internal service funds are used by management to charge the costs of building maintenance, employee health benefits and workers compensations and other post-employment benefits to individual funds. The assets and liabilities are included in governmental activities in the statement of net position.	\$ 21,086,085
Less Internal Service Fund deficit allocated to Highway enterprise fund.	<u>(12,214)</u>
Unavailable revenue on delinquent property taxes and Human Services public charges recognized as revenue on the entity-wide	2,071,042
Long-term liabilities, including notes payable, capital leases, compensated absences as well as accrued interest and unamortized discounts are not due and payable in the current period and therefore are not reported in the funds.	<u>(33,521,491)</u>
Net Position of Governmental Activities	<u>\$ 96,157,590</u>

The notes to the financial statements are an integral part of this statement.

**WOOD COUNTY, WISCONSIN**

Statement of Revenues, Expenditures, and Changes in Fund Balances  
Governmental Funds

For the Year Ended December 31, 2017

	General Fund	Human Services Fund	Other Governmental Funds	Total Governmental Funds
<b>REVENUES</b>				
Taxes	\$ 19,584,820	\$ 8,191,010	\$ 2,956,334	\$ 30,732,164
Intergovernmental Revenues	6,551,299	12,133,566	1,359,333	20,044,198
Licenses and Permits	393,549	-	134,655	528,204
Fines, Forfeits and Penalties	251,889	-	18,493	270,382
Public Charges for Services	2,046,378	10,092,300	174,919	12,313,597
Intergovernmental Charges for Services	4,551,682	656,837	-	5,208,519
Investment Income	140,273	-	4,248	144,521
Miscellaneous	474,612	146,125	186,864	807,601
<b>Total Revenues</b>	<b>33,994,502</b>	<b>31,219,838</b>	<b>4,834,846</b>	<b>70,049,186</b>
<b>EXPENDITURES</b>				
Current:				
General Government	7,172,399	-	953,844	8,126,243
Public Safety	11,136,798	-	94,676	11,231,474
Public Works	6,206,601	-	27,500	6,234,101
Health and Human Services	2,827,669	29,968,745	266,316	33,062,730
Culture, Recreation and Education	2,986,347	-	123,406	3,109,753
Conservation and Development	753,745	-	882,314	1,636,059
Capital Outlay:				
General Government	-	-	3,858,257	3,858,257
Public Safety	-	-	497,999	497,999
Public Works	-	-	4,704,006	4,704,006
Health and Human Services	-	-	212,878	212,878
Culture, Recreation and Education	-	-	43,216	43,216
Debt Service:				
Principal Retirement	-	-	2,368,900	2,368,900
Interest and Fiscal Charges	-	-	461,960	461,960
<b>Total Expenditures</b>	<b>31,083,559</b>	<b>29,968,745</b>	<b>14,495,272</b>	<b>75,547,576</b>
Excess (Deficiency) of Revenues Over (Under) Expenditures	2,910,943	1,251,093	(9,660,426)	(5,498,390)
<b>OTHER FINANCING SOURCES (USES)</b>				
Issuance of Debt	5,966	-	7,165,000	7,170,966
Premium on bonds/notes	-	-	195,013	195,013
Transfers in	350,743	-	143,413	494,156
Transfers out	(448,506)	(328,261)	(155,247)	(932,014)
<b>Total Other Financing Sources (Uses)</b>	<b>(91,797)</b>	<b>(328,261)</b>	<b>7,348,179</b>	<b>6,928,121</b>
<b>Net Change in Fund Balance</b>	<b>2,819,146</b>	<b>922,832</b>	<b>(2,312,247)</b>	<b>1,429,731</b>
Fund Balance (Deficit) - January 1	14,721,885	(2,122,140)	9,145,819	21,745,564
Fund Balance (Deficit) - December 31	\$ 17,541,031	\$ (1,199,308)	\$ 6,833,572	\$ 23,175,295

The notes to the financial statements are an integral part of this statement.

**WOOD COUNTY, WISCONSIN**

Reconciliation of the Statement of Revenues,  
Expenditures, and Changes in Fund Balances of Governmental Funds  
to the Statement of Activities

For the Year Ended December 31, 2017

Net change in fund balances - total governmental funds	\$	1,429,731
<p>Amounts reported for governmental activities in the statement of activities are different because:</p>		
<p>Governmental funds report capital outlays as expenditures. However, in the statement of activities the cost of those assets is allocated over their estimated useful lives and reported as depreciation expense. This is the amount by which capital outlay exceeded depreciation in the current period.</p>		
Capital outlay	\$ 6,879,574	
Depreciation	<u>(3,161,619)</u>	3,717,955
<p>Note and capital lease proceeds provide current financial resources to governmental funds, but issuing debt increases long-term liabilities in the statement of net position. Repayment of note and lease principal is an expenditure in the governmental funds, but the repayment reduces long-term liabilities in the statement of net position. This is the amount by which proceeds exceeded repayments.</p>		
		(5,015,979)
Increase in the net OPEB obligation	(662,149)	
Less amount allocated to Business-type activities	<u>109,705</u>	(552,444)
Increase in the Net Pension Liability and related amounts	(2,236,268)	
Less amount allocated to Business-type activities	<u>412,622</u>	(1,823,646)
<p>Unavailable revenue in the governmental funds is reported as revenue on the entity-wide financial statements</p>		
		(1,082,296)
<p>Some expenses reported in the statement of activities do not require the use of current financial resources and therefore are not reported as expenditures in governmental funds</p>		
		(243,659)
<p>Internal service funds are used by management to charge the costs of certain activities, such as building maintenance, employee health benefits and workers compensation claims, to individual funds. The net share of governmental revenue (expense) of the internal service funds is reported with governmental activities.</p>		
	2,891,478	
<p>Less amount allocated to Highway Enterprise Fund. Net loss of internal service funds related to Edgewater Haven Nursing Home is offset by transfer to General Fund</p>		
	<u>(33,545)</u>	2,857,933
Change in net position of governmental activities		<u><u>\$ (712,405)</u></u>

The notes to the financial statements are an integral part of this statement.



**WOOD COUNTY, WISCONSIN**

Statement of Revenues, Expenditures, and Changes in Fund Balance - Budget and Actual

(Non-GAAP Budgetary Basis)

General Fund

For the Year Ended December 31, 2017

	Budgeted Amounts		Actual Amounts	Variance with Final Budget Positive(Negative)
	Original	Final		
<b>REVENUES</b>				
Taxes:				
General Property Taxes	\$ 12,800,579	\$ 12,800,579	\$ 12,953,791	\$ 153,212
TIF Taxes	-	-	15,199	15,199
Forest Cropland/Managed Forest Land	20,000	20,000	37,736	17,736
General Sales and Retailers' Discount	180	180	208	28
Real Estate Transfer Fees	85,000	85,000	212,063	127,063
Interest and Penalties on Taxes	378,000	378,000	538,959	160,959
Payments in Lieu of Taxes	13,350	13,350	18,370	5,020
<b>Total Taxes</b>	<b>13,297,109</b>	<b>13,297,109</b>	<b>13,776,326</b>	<b>479,217</b>
Intergovernmental Revenues:				
Federal Grants-General Government	1,250	1,250	-	(1,250)
Federal Grants-Emergency Government	800	800	-	(800)
State Shared Taxes-Shared Revenue	3,059,556	3,059,556	3,069,185	9,629
Other State Shared Revenues	291,141	291,141	212,236	(78,905)
State Aid-Victim Witness	75,372	75,372	74,854	(518)
State Grants-Courts	378,464	378,464	416,703	38,239
State Aid-Court Support Services	57,000	57,000	59,411	2,411
State Aid - Law Enforcement	131,500	131,500	134,205	2,705
State Grants-Other Law Enforcement	18,000	18,000	18,027	27
State Aid-Emergency Government	89,250	111,050	114,794	3,744
State Aids-Transportation	1,674,335	1,823,123	1,823,123	-
State Grants-Health Immunization	67,843	67,843	78,476	10,633
State Grants-Health WIC Program	345,858	365,542	349,819	(15,723)
State Aid-Health Cons Grant	69,879	69,879	71,886	2,007
State Aid-Other	11,500	11,500	11,510	10
State Grants-UW Extension	6,000	6,000	17,738	11,738
State Aid-Forestry	44,080	44,080	43,826	(254)
State Grants-Land Conservation	58,832	58,832	34,684	(24,148)
County Share Managed Forest Lands	20,000	20,000	20,822	822
<b>Total Intergovernmental</b>	<b>6,400,660</b>	<b>6,590,932</b>	<b>6,551,299</b>	<b>(39,633)</b>
Licenses and Permits:				
Business and Occupational Licenses	170,000	170,000	184,221	14,221
Utility Permits	1,050	1,050	1,250	200
Driveway Permits	860	860	1,225	365
DNR and ML Fees	22,500	22,500	22,518	18
Dog License Fund	1,000	1,000	1,000	-
Moving Permits	1,025	1,025	1,725	700
County Planner Document Sales	154,658	154,658	173,680	19,022
County Planner Plat Review Fees	1,650	1,650	1,855	205
Shoreland Zoning Fees and Permits	3,850	3,850	6,075	2,225
<b>Total Licenses and Permits</b>	<b>356,593</b>	<b>356,593</b>	<b>393,549</b>	<b>36,956</b>
Fines, Forfeits and Penalties:				
Branch I County Ordinance	1,700	1,700	1,205	(495)
County Share of Occupational Driver	200	200	280	80
County Share of State Fines and Forfeitures	159,000	159,000	147,619	(11,381)

**WOOD COUNTY, WISCONSIN**

Statement of Revenues, Expenditures, and Changes in Fund Balance - Budget and Actual

(Non-GAAP Budgetary Basis)

General Fund

For the Year Ended December 31, 2017

	Budgeted Amounts		Actual Amounts	Variance with Final Budget Positive(Negative)
	Original	Final		
County Parks Violation Fee	\$ 750	\$ 750	\$ 550	\$ (200)
County Forfeitures Revenue	120,000	120,000	102,235	(17,765)
<b>Total Fines, Forfeits and Penalties</b>	<b>281,650</b>	<b>281,650</b>	<b>251,889</b>	<b>(29,761)</b>
<b>Public Charges for Services:</b>				
County Clerk-Passport Fees	20,000	20,000	22,715	2,715
Treasurer Fees-Redemption Notices	2,500	2,500	5,646	3,146
Property Conversion Charges	100	100	1,418	1,318
Register of Deeds Fees	309,000	309,000	312,188	3,188
Court Fees	175,000	175,000	179,573	4,573
Family Court Comm	15,000	15,000	15,873	873
Court/Juvenile	25,000	25,000	22,720	(2,280)
District Attorney	12,890	12,890	15,086	2,196
Court Fees and Costs-Circuit Court Br I	28,600	28,600	33,377	4,777
Court Fees and Costs-Circuit Court Br III	4,835	4,835	9,431	4,596
Court Fees and Costs-Marriage Counseling	8,000	8,000	8,060	60
Temporary Licenses	7,000	7,000	7,528	528
County Clerk Copy Fees	410	410	141	(269)
Human Resources	400	400	848	448
Sheriff-Public Charges	500	500	375	(125)
Sheriff Revenue-Civil Process Fees	60,000	60,000	64,565	4,565
Sheriff Cost Reimbursement/Witness Fees	53,000	53,000	52,561	(439)
Reserve Deputy Revenue	12,000	12,000	12,626	626
Sheriff Escort Service	30,000	30,000	25,909	(4,091)
Restitution	600	600	435	(165)
OWI Restitution	1,500	1,500	1,710	210
Cremation Revenue	66,000	66,000	48,700	(17,300)
Death Certificates	15,000	15,000	13,500	(1,500)
Jail Surcharge	42,000	42,000	35,400	(6,600)
Board of Prisoners Meals	262,044	262,044	226,522	(35,522)
Prisoner Housing Other Counties	23,000	23,000	17,743	(5,257)
Other County Transports	22,000	22,000	20,588	(1,412)
Jail Stay Fee	44,895	44,895	42,772	(2,123)
Health	65,500	79,068	80,465	1,397
County Parks Revenue	475,000	475,000	540,345	65,345
UW-Extension Publication Revenue	-	-	1,314	1,314
UW-Extension Project Revenue	4,100	4,100	9,786	5,686
County Forest Revenue	385,000	385,000	213,532	(171,468)
Fees and Sales	4,800	4,800	2,926	(1,874)
<b>Total Public Charges for Services</b>	<b>2,175,674</b>	<b>2,189,242</b>	<b>2,046,378</b>	<b>(142,864)</b>
<b>Intergovernmental Charges for Services:</b>				
Interdepartmental Charges	700	700	343	(357)
State Revenue-Highway	175,740	175,740	181,623	5,883
Local Gov Debt Service Charges	-	22,000	-	(22,000)
Local Government Charges-Public Safety	32,000	32,000	27,526	(4,474)
Revenue from Districts-Roads	377,467	377,467	275,488	(101,979)
Revenue from Districts-Bridges	-	-	51,798	51,798
Local Government Charges-Sanitation	21,050	21,050	56,172	35,122
Local Government Charges-Other Governments	6,996	6,996	-	(6,996)
Local Government Charges-BNI (Materials)	3,500	5,000	2,643	(2,357)
Local Government Chgs-BNI (Staff)	1,250	1,250	413	(837)
Local Government Chgs-Work Relief	3,500	3,500	4,805	1,305

**WOOD COUNTY, WISCONSIN**

Statement of Revenues, Expenditures, and Changes in Fund Balance - Budget and Actual

(Non-GAAP Budgetary Basis)

General Fund

For the Year Ended December 31, 2017

	Budgeted Amounts		Actual Amounts	Variance with Final Budget Positive(Negative)
	Original	Final		
Intergovernmental Charges-EM Vehicles	\$ 4,500	\$ 4,500	\$ 5,801	\$ 1,301
Intergovernmental Charges-EM Equipment	800	800	2,254	1,454
Department Charges-Gen Government	41,060	41,060	18,161	(22,899)
Department Charges-Clerk of Courts	2,000	2,000	8,974	6,974
Department Charges-Insurance	486,200	486,200	420,184	(66,016)
Department Charges-Gen Govt	12,500	12,500	12,401	(99)
Department Charges-Systems	143,000	143,000	145,757	2,757
Department Charges-Public Safety	27,000	27,000	16,683	(10,317)
Department Charges-Congregate meals	3,298	3,298	3,398	100
Department Charges-Highway	3,415,000	3,415,000	3,317,258	(97,742)
<b>Total Intergovernmental Charges for Services</b>	<b>4,757,561</b>	<b>4,781,061</b>	<b>4,551,682</b>	<b>(229,379)</b>
<b>Investment Income:</b>				
Interest Revenue	20	20	31	11
Unrealized Gain/Loss on Investment	40,000	40,000	(31,401)	(71,401)
Interest-Investment	80,000	80,000	91,475	11,475
Interest-General Investment	25,000	25,000	79,896	54,896
Interest-Section 125 & Health	3	3	2	(1)
Interest-Clerk of Courts	300	300	270	(30)
<b>Total Investment Income</b>	<b>145,323</b>	<b>145,323</b>	<b>140,273</b>	<b>(5,050)</b>
<b>Miscellaneous:</b>				
Miscellaneous Revenue	-	-	165,221	165,221
Rental Income	101,571	101,571	92,939	(8,632)
Sale of Property	21,000	25,500	12,278	(13,222)
Sale of Surplus Property	500	500	529	29
Sale of Salvage and Waste	3,500	3,500	6,938	3,438
Insurance Recoveries-Other	12,000	12,000	7,224	(4,776)
Donations-Other	50,250	50,250	47,981	(2,269)
Donations-Designated Projects	-	-	1,410	1,410
Donated Federal Commodities	-	-	1,910	1,910
Donations & Contributions	85,402	85,402	137,835	52,433
Miscellaneous Revenue	300	300	347	47
<b>Total Miscellaneous</b>	<b>274,523</b>	<b>279,023</b>	<b>474,612</b>	<b>195,589</b>
<b>Total Revenues</b>	<b>27,689,093</b>	<b>27,920,933</b>	<b>28,186,008</b>	<b>265,075</b>

**EXPENDITURES**

General Government:

Committees and Commissions	170,246	190,246	178,837	11,409
Circuit Court Branch I	382,751	382,751	360,839	21,912
Circuit Court Branch II	117,844	117,844	106,940	10,904
Circuit Court Branch III	120,051	120,051	120,030	21
Drug Court	189,835	211,835	211,623	212
Divorce Mediation	20,000	20,000	10,500	9,500
Family Court Commissioner	103,480	103,480	99,496	3,984
Clerk of Courts	1,308,163	1,308,163	1,299,780	8,383
Coroner	132,769	132,769	127,418	5,351
District Attorney	281,899	281,899	266,350	15,549
Victim Witness Program	147,819	147,819	146,041	1,778
Task Force	900	900	689	211

**WOOD COUNTY, WISCONSIN**

Statement of Revenues, Expenditures, and Changes in Fund Balance - Budget and Actual

(Non-GAAP Budgetary Basis)

General Fund

For the Year Ended December 31, 2017

	Budgeted Amounts		Actual Amounts	Variance with Final Budget Positive(Negative)
	Original	Final		
Corporation Counsel	\$ 226,995	\$ 226,995	\$ 223,305	\$ 3,690
Clerk	322,026	322,026	322,025	1
Postage Meter	14,300	14,300	12,944	1,356
Labor Relations	28,200	28,200	-	28,200
Personnel	501,754	501,754	500,360	1,394
Human Resources Programs	5,000	3,452	199	3,253
Elections	51,884	51,884	39,863	12,021
Data Processing	1,344,214	1,344,214	1,337,811	6,403
Voice Over IP	127,000	127,000	123,549	3,451
Information & Communication	18,500	18,500	13,129	5,371
Finance	285,095	335,095	322,588	12,507
Treasury	429,486	429,486	345,806	83,680
Purchasing	54,454	54,454	48,752	5,702
Contingency	450,000	287,217	-	287,217
Register of Deeds	404,716	404,716	393,086	11,630
Redaction	30,987	30,987	29,146	1,841
Property and Liability Insurance	612,622	612,622	531,293	81,329
<b>Total General Government</b>	<b>7,882,990</b>	<b>7,810,659</b>	<b>7,172,399</b>	<b>638,260</b>
<b>Public Safety:</b>				
Sheriff Administration	2,481,864	2,481,864	2,320,770	161,094
Police Radio	223,835	223,835	163,857	59,978
Indian Law Enforcement	33,137	33,137	24,873	8,264
Traffic Police	3,019,764	3,019,764	2,847,279	172,485
Civil Service Commission	1,000	1,000	-	1,000
SARA Title III	50,132	50,132	41,105	9,027
Emergency Management	239,799	261,599	260,768	831
Building Numbering	1,500	3,000	1,848	1,152
Work Relief	174,661	174,661	174,472	189
Dispatch	1,849,095	1,849,095	1,746,314	102,781
Jail	2,432,886	2,432,886	2,304,916	127,970
Electronic Monitoring	123,188	130,188	129,412	776
P/T Safekeeper	1,066,215	1,066,215	1,025,806	40,409
Jail Surcharge	214,090	214,090	95,378	118,712
<b>Total Public Safety</b>	<b>11,911,166</b>	<b>11,941,466</b>	<b>11,136,798</b>	<b>804,668</b>
<b>Public Works - Highway:</b>				
Highway Administration	823,819	838,868	817,593	21,275
Bituminous Operations	3,371,217	3,188,676	2,551,118	637,558
Maintenance CTHS	2,155,815	2,472,142	2,368,305	103,837
County-Aid Road Construction	444,502	444,502	342,605	101,897
County-Aid Bridge Construction	200,000	200,000	126,980	73,020
<b>Total Public Works</b>	<b>6,995,353</b>	<b>7,144,188</b>	<b>6,206,601</b>	<b>937,587</b>
<b>Health and Human Services:</b>				
Public Health	1,955,929	1,957,477	1,922,815	34,662
County Nurse WIC Program	345,858	365,542	349,819	15,723
Public Health Grants	78,890	78,890	76,678	2,212
Humane Officer	30,764	38,764	38,257	507
Health-Dental Sealants	114,485	128,053	123,668	4,385
Mental Health Contracts	424	424	424	-
Veterans Relief	4,161	8,161	7,190	971
Veterans Service Officer	314,448	314,248	294,457	19,791
Veterans Relief Donations	300	300	-	300

**WOOD COUNTY, WISCONSIN**

Statement of Revenues, Expenditures, and Changes in Fund Balance - Budget and Actual

(Non-GAAP Budgetary Basis)

General Fund

For the Year Ended December 31, 2017

	Budgeted Amounts		Actual Amounts	Variance with Final Budget Positive(Negative)
	Original	Final		
Care of Veterans Graves	2,865	2,865	2,861	4
Veterans WDVA Grant	11,300	11,500	11,500	-
<b>Total Health and Human Services</b>	<b>2,859,424</b>	<b>2,906,224</b>	<b>2,827,669</b>	<b>78,555</b>
<b>Culture, Recreation and Education:</b>				
County Aid to Libraries	887,103	889,668	889,668	-
County Parks	1,570,296	1,570,296	1,517,899	52,397
Marshfield Fairgrounds	25,000	25,000	25,000	-
UW-Extension	510,670	510,670	450,345	60,325
UW-Wood County-Marshfield	47,727	47,727	47,727	-
UW-Extension Junior Fair	32,000	32,000	32,000	-
UW-Extension Projects	27,700	27,700	23,708	3,992
UW-Ext Farm Technology Days	43,000	43,000	-	43,000
<b>Total Culture, Recreation and Education</b>	<b>3,143,496</b>	<b>3,146,061</b>	<b>2,986,347</b>	<b>159,714</b>
<b>Conservation and Development:</b>				
Land Conservation	219,683	224,183	208,505	15,678
Wildlife Damage Abatement	58,832	83,976	74,354	9,622
County Planner	362,464	362,464	348,873	13,591
Surveyor	44,750	44,750	44,668	82
Payment in Lieu of Tax	77,345	77,345	77,345	-
<b>Total Conservation and Development</b>	<b>763,074</b>	<b>792,718</b>	<b>753,745</b>	<b>38,973</b>
<b>Total Expenditures</b>	<b>33,555,503</b>	<b>33,741,316</b>	<b>31,083,559</b>	<b>2,657,757</b>
Excess (Deficiency) of Revenues Over (Under) Expenditures	(5,866,410)	(5,820,383)	(2,897,551)	2,922,832
<b>OTHER FINANCING SOURCES (USES)</b>				
Issuance of Capital Lease	-	-	5,966	5,966
Transfers In	5,534,488	5,534,488	6,159,237	624,749
Transfers Out	(199,617)	(192,617)	(448,506)	(255,889)
<b>Total Other Financing Sources (Uses)</b>	<b>5,334,871</b>	<b>5,341,871</b>	<b>5,716,697</b>	<b>374,826</b>
<b>Net Change in Fund Balance</b>	<b>\$ (531,539)</b>	<b>\$ (478,512)</b>	2,819,146	<b>\$ 3,297,658</b>
Fund Balance (Deficit) - January 1			14,721,885	
Fund Balance (Deficit)- December 31			<u>\$ 17,541,031</u>	

The notes to the financial statements are an integral part of this statement.

**WOOD COUNTY, WISCONSIN**  
 Statement of Revenues, Expenditures, and Changes in Fund Balance - Budget and Actual  
 Human Services Fund

For the Year Ended December 31, 2017

	Budgeted Amounts		Actual Amounts	Variance with Final Budget Positive(Negative)
	Original	Final		
<b>REVENUES</b>				
Taxes:				
General Property Taxes	\$ 8,191,010	\$ 8,191,010	\$ 8,191,010	\$ -
Total Taxes	<u>8,191,010</u>	<u>8,191,010</u>	<u>8,191,010</u>	<u>-</u>
Intergovernmental Revenues:				
State Aid-DVR	62,477	62,477	62,477	-
State Aid-Unified/DHFS	10,875,471	10,875,471	11,879,153	1,003,682
State Aid-Other	191,936	191,936	191,936	-
Total Intergovernmental	<u>11,129,884</u>	<u>11,129,884</u>	<u>12,133,566</u>	<u>1,003,682</u>
Public Charges for Services:				
Public Charges-Ho Chunk/AODA	27,500	27,500	27,499	(1)
Health	689,850	689,850	275,446	(414,404)
Medicare	1,924,720	1,924,720	1,536,265	(388,455)
Medicaid	3,140,466	3,140,466	4,214,057	1,073,591
Private Pay	5,873,370	5,873,370	4,416,463	(1,456,907)
Commercial Insurance	2,938,699	2,938,699	3,469,181	530,482
Other County Responsible	230,716	230,716	173,009	(57,707)
Mental Health Inpatient	262,581	262,581	348,932	86,351
Third Party Awards & Settlements	224,087	224,087	260,137	36,050
Contractual Adjustment-Mental Health	(4,583,724)	(4,583,724)	(4,628,689)	(44,965)
Total Public Charges for Services	<u>10,728,265</u>	<u>10,728,265</u>	<u>10,092,300</u>	<u>(635,965)</u>
Intergovernmental Charges for Services:				
Interdepartmental Charges	564,177	564,177	583,837	19,660
Department Charges-Drug court	40,000	40,000	73,000	33,000
Total Intergovernmental Charges for Services	<u>604,177</u>	<u>604,177</u>	<u>656,837</u>	<u>52,660</u>
Miscellaneous:				
Rental Income	38,553	38,553	37,425	(1,128)
Sale of Property	-	-	2,708	2,708
Donations-Other	750	750	-	(750)
Recovery of PYBD & Contractual Adj	32,000	32,000	40,612	8,612
Revenue from Meals	16,900	16,900	20,966	4,066
Food Vending Machine Income	4,500	4,500	4,553	53
Miscellaneous Revenue	4,900	4,900	12,105	7,205
Other Miscellaneous Revenue	-	-	7,257	7,257
Canteen Income	500	500	47	(453)
Parental Fee	1,200	1,200	822	(378)
Mailing/Button Revenue	17,309	17,309	17,309	-
Misc/Other Workshop Revenue	2,500	2,500	119	(2,381)
Other Operating Income	500	500	156	(344)
Copier Revenue	2,000	2,000	2,046	46
Total Miscellaneous	<u>121,612</u>	<u>121,612</u>	<u>146,125</u>	<u>24,513</u>
Total Revenues	<u>30,774,948</u>	<u>30,774,948</u>	<u>31,219,838</u>	<u>444,890</u>
<b>EXPENDITURES</b>				
Health and Human Services:				
Institutional:				
Developmental Disab Contracts	388,863	388,863	380,193	8,670
SNF-CMI	928,828	928,828	912,063	16,765
SNF-TBI	864,870	856,870	837,165	19,705
Inpatient	3,512,791	3,437,791	3,405,797	31,994
Norwood Administration	218,758	226,758	222,013	4,745
Dietary	975,655	1,050,655	1,041,068	9,587
Plant Operations & Maintenance	680,489	660,489	625,008	35,481
Medical Records	190,765	190,765	184,676	6,089
Administration	1,199,775	1,219,775	1,757,614	(537,839)
Total Institutional	<u>8,960,794</u>	<u>8,960,794</u>	<u>9,365,597</u>	<u>(404,803)</u>
Community:				
Long Term Support	1,022,274	1,022,274	947,852	74,422
Family Services	6,776,273	6,776,273	6,529,654	246,619
Economic Support Services	4,567,588	4,567,588	4,307,091	260,497
Administration	3,088,243	3,096,908	2,905,801	191,107
Mental Health/AODA	6,391,680	6,391,680	5,912,750	478,930
Total Community	<u>21,846,058</u>	<u>21,854,723</u>	<u>20,603,148</u>	<u>1,251,575</u>
Total Expenditures	<u>30,806,852</u>	<u>30,815,517</u>	<u>29,968,745</u>	<u>846,772</u>
Excess (Deficiency) of Revenues Over (Under) Expenditures	<u>(31,904)</u>	<u>(40,569)</u>	<u>1,251,093</u>	<u>1,291,662</u>
<b>OTHER FINANCING SOURCES (USES)</b>				
Issuance of Debt	54,400	54,400	-	(54,400)
Transfers Out	-	-	(328,261)	(328,261)
Total Other Financing Sources (Uses)	<u>54,400</u>	<u>54,400</u>	<u>(328,261)</u>	<u>(382,661)</u>
Net Change in Fund Balance	<u>\$ 22,496</u>	<u>\$ 13,831</u>	<u>922,832</u>	<u>\$ 909,001</u>
Fund Balance (Deficit) - January 1			<u>(2,122,140)</u>	
Fund Balance (Deficit) - December 31			<u>\$ (1,199,308)</u>	

The notes to the financial statements are an integral part of this statement.

**WOOD COUNTY, WISCONSIN**

Statement of Net Position  
Proprietary Funds

December 31, 2017

	Business-Type Activities			Governmental
	Edgewater Haven Nursing Home	Highway	Total Enterprise Funds	Internal Service Funds
<b>Assets</b>				
Current Assets:				
Cash and temporary cash investments	\$ 1,299	\$ 100	\$ 1,399	\$ 5,421,597
Restricted cash	9,497	-	9,497	-
Receivables:				
Miscellaneous	105,898	47,139	153,037	-
Due from other governments	453,887	571,191	1,025,078	-
Due from other funds	-	-	-	3,644,095
Inventory of supplies, at cost	68,517	1,537,669	1,606,186	-
Prepaid expenses	-	53,978	53,978	-
<b>Total Current Assets</b>	<b>639,098</b>	<b>2,210,077</b>	<b>2,849,175</b>	<b>9,065,692</b>
Capital Assets:				
Land and land improvements	245,460	182,526	427,986	895,377
Buildings	7,132,988	2,647,888	9,780,876	23,249,857
Machinery and equipment	1,822,494	11,099,830	12,922,324	445,626
Accumulated depreciation	(5,706,892)	(8,312,763)	(14,019,655)	(10,813,655)
<b>Total Capital Assets</b>	<b>3,494,050</b>	<b>5,617,481</b>	<b>9,111,531</b>	<b>13,856,857</b>
<b>Total Noncurrent Assets</b>	<b>3,494,050</b>	<b>5,617,481</b>	<b>9,111,531</b>	<b>13,856,857</b>
<b>Total Assets</b>	<b>4,133,148</b>	<b>7,827,558</b>	<b>11,960,706</b>	<b>22,922,549</b>
<b>Deferred Outflows of Resources</b>				
Related to pensions	1,502,085	503,910	2,005,995	100,766
<b>Total Assets and Deferred Outflows of Resources</b>	<b>\$ 5,635,233</b>	<b>\$ 8,331,468</b>	<b>\$ 13,966,701</b>	<b>\$ 23,023,315</b>
<b>Liabilities</b>				
Current Liabilities:				
Other current liabilities	\$ 45,380	\$ -	\$ 45,380	\$ 812,890
Accrued compensation				
Accrued compensation	164,577	105,078	269,655	12,134
Special deposits	-	-	-	4,200
Due to other governments	-	127,386	127,386	7,628
Due to other funds	287,170	1,381,316	1,668,486	1,046,706
Compensated Absences	223,272	289,542	512,814	-
Client Trust Funds	9,497	-	9,497	-
<b>Total Current Liabilities</b>	<b>729,896</b>	<b>1,903,322</b>	<b>2,633,218</b>	<b>1,883,558</b>
Noncurrent Liabilities:				
Net Pension Liability	202,039	66,022	268,061	12,949
Long-Term Employee Benefits-Net OPEB Obligation	1,010,667	256,813	1,267,480	-
Compensated Absences	319,380	414,175	733,555	-
<b>Total Noncurrent Liabilities</b>	<b>1,532,086</b>	<b>737,010</b>	<b>2,269,096</b>	<b>12,949</b>
<b>Total Liabilities</b>	<b>2,261,982</b>	<b>2,640,332</b>	<b>4,902,314</b>	<b>1,896,507</b>
<b>Deferred Inflows of Resources</b>				
Related to pensions-WRS	635,396	207,633	843,029	40,723
<b>Total Liabilities and Deferred Inflow of Resources</b>	<b>2,897,378</b>	<b>2,847,965</b>	<b>5,745,343</b>	<b>1,937,230</b>
<b>Net Position</b>				
Investment in capital assets	3,494,050	5,617,481	9,111,531	13,856,857
Unrestricted	(756,195)	(133,978)	(890,173)	7,229,228
<b>Total Net Position</b>	<b>2,737,855</b>	<b>5,483,503</b>	<b>8,221,358</b>	<b>21,086,085</b>
<b>Total Liabilities, Deferred Inflows of Resources and Net Position</b>	<b>\$ 5,635,233</b>	<b>\$ 8,331,468</b>	<b>\$ 13,966,701</b>	<b>\$ 23,023,315</b>
Net position of proprietary funds			\$ 8,221,358	
Adjustment to reflect consolidation of internal service fund activities related to enterprise funds			12,214	
Net position of business-type activities			<b>\$ 8,233,572</b>	

The notes to the financial statements are an integral part of this statement.

**WOOD COUNTY, WISCONSIN**  
Statement of Revenues, Expenses and  
Changes in Net Position  
Proprietary Funds

For the Year Ended December 31, 2017

	Business-Type Activities			Governmental Activities
	Edgewater Haven Nursing Home	Highway	Total Enterprise Funds	Internal Service Funds
Operating Revenues:				
Charges for Services	\$ 4,574,274	\$ -	\$ 4,574,274	\$ 1,248,801
Intergovernmental Charges for Services	558,400	5,818,503	6,376,903	11,699,967
Miscellaneous	87,442	-	87,442	1,552,451
<b>Total Operating Revenues</b>	<b>5,220,116</b>	<b>5,818,503</b>	<b>11,038,619</b>	<b>14,501,219</b>
Operating Expenses:				
Nursing Home Expense	6,591,624	-	6,591,624	-
Highway Administration and Other General	-	1,929,870	1,929,870	-
Depreciation and Amortization	240,780	503,952	744,732	466,100
Maintenance and Construction State Roads Construction	-	1,327,258	1,327,258	-
Maintenance of Buildings	-	-	-	798,099
Maintenance and Construction Local Roads Construction	-	1,054,383	1,054,383	-
Other Highway Services	-	440,427	440,427	-
Claims and Administration	-	-	-	13,430,183
<b>Total Operating Expenses</b>	<b>6,832,404</b>	<b>5,255,890</b>	<b>12,088,294</b>	<b>14,694,382</b>
<b>Operating Income (Loss)</b>	<b>(1,612,288)</b>	<b>562,613</b>	<b>(1,049,675)</b>	<b>(193,163)</b>
Nonoperating Revenues (Expenses):				
General Property Taxes	938,437	-	938,437	-
Interest Income	139	-	139	43,660
Gain (Loss) on Disposal of Assets	3,288	4,120	7,408	-
<b>Total Nonoperating Revenues (Expenses)</b>	<b>941,864</b>	<b>4,120</b>	<b>945,984</b>	<b>43,660</b>
<b>Income (Loss) Before Contributions and Transfers</b>	<b>(670,424)</b>	<b>566,733</b>	<b>(103,691)</b>	<b>(149,503)</b>
Contributed Capital	-	-	-	3,040,980
Transfers In	137,858	300,000	437,858	-
<b>Change in Net Position</b>	<b>(532,566)</b>	<b>866,733</b>	<b>334,167</b>	<b>2,891,477</b>
<b>Net Position - January 1</b>	<b>3,270,421</b>	<b>4,616,770</b>	<b>7,887,191</b>	<b>18,194,608</b>
<b>Net Position - December 31</b>	<b>\$ 2,737,855</b>	<b>\$ 5,483,503</b>	<b>\$ 8,221,358</b>	<b>\$ 21,086,085</b>
Change in Net Position - Proprietary Funds			\$ 334,167	
Adjustment to reflect the consolidation of internal service fund activities related to enterprise funds			33,545	
<b>Change in Net Position - Business-Type Activities</b>			<b>\$ 367,712</b>	
Net Position Business-Type - January 1			\$ 7,865,860	
Change in Net Position - Business-Type Activities			367,712	
<b>Net Position Business-Type - December 31</b>			<b>\$ 8,233,572</b>	

The notes to the financial statements are an integral part of this statement.



**WOOD COUNTY, WISCONSIN**  
Statement of Cash Flows  
Proprietary Funds

For the Year Ended December 31, 2017

	Business-Type Activities			Governmental Activities
	Edgewater Haven Nursing Home	Highway	Total Enterprise Funds	Internal Service Funds
<b>CASH FLOWS FROM OPERATING ACTIVITIES</b>				
Cash received from grants, customers and third-party payors	\$ 5,290,297	\$ 5,797,416	\$ 11,087,713	\$ 2,801,252
Cash received from interfund charges	-	-	-	11,924,697
Cash paid to employees for services	(3,145,594)	(1,187,441)	(4,333,035)	(250,157)
Cash paid to suppliers for goods and services	(1,757,984)	(2,705,330)	(4,463,314)	(14,485,748)
Cash paid to interfund charges	(1,359,264)	(953,705)	(2,312,969)	(99,876)
Net cash provided by (used for) operating activities	<u>(972,545)</u>	<u>950,940</u>	<u>(21,605)</u>	<u>(109,832)</u>
<b>CASH FLOWS FROM NONCAPITAL FINANCING ACTIVITIES</b>				
General property tax	938,437	-	938,437	-
Transfers in	137,858	300,000	437,858	-
Net cash provided by noncapital financing activities	<u>1,076,295</u>	<u>300,000</u>	<u>1,376,295</u>	<u>-</u>
<b>CASH FLOWS FROM CAPITAL AND RELATED FINANCING ACTIVITIES</b>				
Additions to property and equipment	(103,455)	(1,212,461)	(1,315,916)	(3,379,143)
Proceeds from sale of capital assets	3,288	4,120	7,408	-
Long term advance (to) from other funds	-	(42,599)	(42,599)	42,599
Net cash (used for) capital and related financing activities	<u>(100,167)</u>	<u>(1,250,940)</u>	<u>(1,351,107)</u>	<u>(295,564)</u>
<b>CASH FLOWS FROM INVESTING ACTIVITIES</b>				
Interest received	139	-	139	43,660
Net cash provided by investing activities	<u>139</u>	<u>-</u>	<u>139</u>	<u>43,660</u>
Net increase (decrease) in cash	3,722	-	3,722	(361,736)
Cash balance at beginning of year	7,074	100	7,174	5,783,333
Cash balance at end of year	<u>\$ 10,796</u>	<u>\$ 100</u>	<u>\$ 10,896</u>	<u>\$ 5,421,597</u>
Cash and temporary cash investments	\$ 1,299	\$ 100	\$ 1,399	\$ 5,421,597
Restricted cash and temporary investments	9,497	-	9,497	-
	<u>\$ 10,796</u>	<u>\$ 100</u>	<u>\$ 10,896</u>	<u>\$ 5,421,597</u>
<b>Reconciliation of Operating Income (Loss) to Net Cash Provided by (Used for) Operating Activities:</b>				
Operating income (loss)	\$ (1,612,288)	\$ 562,613	\$ (1,049,675)	\$ (193,163)
Adjustments to reconcile operating income (loss) to net cash provided by (used for) operating activities:				
Depreciation and amortization	240,780	503,952	744,732	466,100
Changes in operating assets and liabilities:				
Decrease (increase) in:				
Accounts receivable/due from other governments	351,093	(21,087)	330,006	-
Due from other funds	-	-	-	(711,707)
Inventories	9,041	(239,778)	(230,737)	-
Prepaid expenses	-	(41,014)	(41,014)	-
Restricted cash, client trust funds	3,568	-	3,568	-
Pension related items	312,321	83,886	396,207	16,413
Increase (decrease) in:				
Accounts payable/due to other governments	45,381	(10,525)	34,856	(1,089)
Due to other funds	(280,912)	57,639	(223,273)	283,391
Accrued liabilities	(41,529)	55,254	13,725	476
Claims payable	-	-	-	29,747
Total adjustments	<u>639,743</u>	<u>388,327</u>	<u>1,028,070</u>	<u>83,331</u>
Net cash provided by (used for) by operating activities	<u>\$ (972,545)</u>	<u>\$ 950,940</u>	<u>\$ (21,605)</u>	<u>\$ (109,832)</u>
<b>Schedule of non-cash capital and related financing activities:</b>				
Contributions of capital assets	\$ -	\$ -	\$ -	\$ 3,040,980

The notes to the financial statements are an integral part of this statement.

**THIS PAGE LEFT BLANK INTENTIONALLY**

# NOTES TO THE FINANCIAL STATEMENTS

NOTES TO THE  
FINANCIAL  
STATEMENTS

THIS PAGE LEFT BLANK INTENTIONALLY

**WOOD COUNTY, WISCONSIN**  
**NOTES TO FINANCIAL STATEMENTS**  
December 31, 2017

**I – SUMMARY OF SIGNIFICANT ACCOUNTING POLICIES**

**NOTE A – Reporting Entity**

Wood County (the County) is a local governmental entity established under the laws of the State of Wisconsin and has the powers as defined in the Statutes. The County is governed by nineteen elected supervisors.

The accompanying financial statements present the activities of Wood County, Wisconsin. Accounting principles generally accepted in the United States (GAAP) require that these financial statements include the primary government and its component units. Component units are separate organizations that are included in the County's reporting entity because of the significance of their operational or financial relationships with the County. All significant activities and organizations with which the County exercises oversight responsibility have been considered for inclusion in the financial statements. The County has no component units and it is not included in any other governmental reporting entity.

**NOTE B – Basis of Presentation Government-wide Financial Statements**

The government-wide financial statements (i.e., the statement of net position and the statement of changes in net position) report information on all of the activities of the County. For the most part, the effect of interfund activity has been removed from these statements. Exceptions to this general rule include Interfund services provided and used. Employee fringes (health benefits, workers compensation and OPEB) attributable to the proprietary funds are expensed in those funds and reduce expenses in the governmental activities. Telephone and insurance charged to Highway and Edgewater remain as expenditures in the business-type activities and program revenues in the governmental activities. Governmental activities, which normally are supported by taxes and intergovernmental revenues, are reported separately from business-type activities, which rely to a significant extent on fees and charges for support.

**NOTE C – Basis of Presentation Fund Financial Statements**

The County reports the following major governmental funds:

The General Fund is the County's primary operating fund. It accounts for all financial activity that is not accounted for in another fund. It includes the 0.5% County Sales Tax revenue that was reported in the Sales Tax Fund in previous years.

**WOOD COUNTY, WISCONSIN**  
**NOTES TO FINANCIAL STATEMENTS**  
December 31, 2017

**I – SUMMARY OF SIGNIFICANT ACCOUNTING POLICIES (continued)**

**NOTE C – Basis of Presentation Fund Financial Statements (continued)**

The Human Services Special Revenue Fund accounts for the provision of services to County residents in the areas of mental health, developmental disabilities, alcohol or other drug abuse, social and child welfare, income maintenance and various youth aid projects. Funding is provided through public charges for services, property taxes and restricted sources such as federal and state grants and donations.

The County reports the following major proprietary funds:

The Edgewater Haven Nursing Home accounts for the operation of the County's nursing home. The facility provides care to the frail elderly of Wood County and surrounding communities. Revenues are provided by Medicare, Medicaid, private pay, Veteran's Administration, private insurance and property taxes.

The Highway Fund accounts for the costs associated with the costs and charges for service for maintenance and construction of state highways within the County, and provision of highway services to other local governments. Revenues are provided by user charges to state and local governments. The costs and funding for maintenance and construction for the County's highway system is reported in the General Fund.

Additionally, the County reports the following fund types:

Special Revenue – The Special Revenue Funds are used to account for the proceeds of specific revenue sources that are legally restricted or committed to expenditures for specific purposes. Included in this fund type are the Aging & Disability Resource Center, Child Support, Parks, Planning and Zoning, Land and Water Conservation, Transportation and Economic Development, Ho Chunk Donations and Sheriff Funds.

Debt Service Fund – This fund accounts for financial resources that are restricted, committed, or assigned to expenditures for principal and interest on all general long-term debt of governmental activities, including amounts accumulated for principal and interest maturing in future years.

Capital Project Funds – The Capital Project Funds are used to account for and report financial resources that are restricted, committed, or assigned to expenditures for capital outlays, including the acquisition or construction of capital facilities and other capital assets (other than those financed by proprietary funds).

Internal Service Funds – are used to account for the financing and services provided by one department or agency to other departments or agencies of the County or to other governmental units on a cost-reimbursement basis. Included in this fund are Workers Compensation, Employee Health Plan, Building Maintenance, Other Post-Employment Benefits (OPEB) and PC Replacement.

**WOOD COUNTY, WISCONSIN**  
**NOTES TO FINANCIAL STATEMENTS**  
December 31, 2017

**I – SUMMARY OF SIGNIFICANT ACCOUNTING POLICIES (continued)**

**NOTE D – Basis of Accounting**

The government-wide financial statements are reported using the economic resources measurement focus and the accrual basis of accounting, as are the proprietary fund financial statements. Revenues are recorded when earned and expenses are recorded when a liability is incurred, regardless of the timing of related cash flows. Property taxes are recognized as revenues in the year for which they are levied. Grants and similar items are recognized as revenue as soon as all eligibility requirements imposed by the provider have been met.

Governmental fund financial statements are reported using the current financial resources measurement focus and the modified accrual basis of accounting. Revenues are recognized as soon as they are both measurable and available. Revenues are considered to be available when they are collectible within the current period or soon enough thereafter to pay liabilities of the current period. For this purpose, the County considers all revenues to be available if they are collected within 60 days of the end of the current fiscal period. Expenditures generally are recorded when a liability is incurred, as under accrual accounting. However, debt service expenditures, as well as expenditures related to compensated absences and claims and judgments, are recorded only when payment is due.

Property taxes, licenses and interest associated with the current fiscal period are all considered to be susceptible to accrual and have been recognized as revenues of the current fiscal period. Grant revenue is considered available if it is expected to be collected within four months of year end and all eligibility requirements have been met. All other revenue items are considered to be measurable and available only when cash is received by the County.

Proprietary funds distinguish operating revenues and expenses from nonoperating items. Operating revenues and expenses generally result from providing services and producing and delivering goods in connection with a proprietary fund's principal ongoing operations. Client and patient charges for services collected through Medicaid, Medicare, private pay and insurance make up the majority of the operating revenues of the Edgewater Haven Nursing Home. The majority of the operating revenues of the Highway enterprise fund are from intergovernmental charges to the State of Wisconsin and local governments for highway projects done on their behalf. Operating expenses for enterprise funds and internal service funds include the cost of providing nursing, highway operations, county building maintenance, employee health and workers compensation claims and depreciation on capital assets. All revenues and expenses not meeting this definition are reported as nonoperating revenues and expenses.

**WOOD COUNTY, WISCONSIN**  
**NOTES TO FINANCIAL STATEMENTS**  
December 31, 2017

**I – SUMMARY OF SIGNIFICANT ACCOUNTING POLICIES (continued)**

**NOTE E – Deferred Outflows/Inflows of Resources**

In addition to assets, the statement of net position and/or balance sheet will sometimes report a separate section for deferred outflows of resources. This separate financial statement element, **deferred outflows of resources**, represents a consumption of net position that applies to a future period(s) and so will not be recognized as an outflow of resources (expense/expenditure) until then. The County has one item that qualifies for reporting in this category. The County reports deferred outflows of resources related to pensions for its proportionate shares of collective deferred outflows of resources related to pensions and the County contributions to pension plans subsequent to the measurement date of the collective net pension liability (asset).

In addition to liabilities, the statement of net position and/or balance sheet will sometimes report a separate section for deferred inflows of resources. This separate financial statement element, **deferred inflows of resources**, represents an acquisition of net position that applies to a future period(s) and so will not be recognized as an inflow of resources (revenue) until that time. The County has three types of items that qualify for reporting in this category. The first is property taxes levied for the subsequent year. These amounts are deferred and recognized as an inflow of resources in the following year as the amounts become available. The second is unavailable revenue, which arises only under a modified accrual basis of accounting and is reported only in the governmental funds balance sheet. The governmental funds report unavailable revenues from property taxes and charges for services. These amounts are deferred and recognized as an inflow of resources in the period that the amounts become available. Lastly, the County reports deferred inflows of resources related to pensions for its proportionate share of collective deferred inflows of resources relate to pensions.

**NOTE F – Assets, Liabilities and Net Position or Equity**

**1. Deposits and investments**

For purposes of the Statement of Cash Flows, the County considers all highly liquid investments with an initial maturity of three months or less to be cash equivalents. Cash and investment balances for individual funds are pooled unless maintained in segregated accounts.

Investments are stated at fair value, which is based on quoted market prices.

**2. Receivables**

All accounts receivable are shown net of an allowance for uncollectibles. The allowance for uncollectible accounts is computed using a percentage related to the days outstanding and the payer source.



**WOOD COUNTY, WISCONSIN**  
**NOTES TO FINANCIAL STATEMENTS**  
December 31, 2017

**I – SUMMARY OF SIGNIFICANT ACCOUNTING POLICIES (continued)**

**NOTE F – Assets, Liabilities and Net Position or Equity (continued)**

**3. Prepaids and Inventories**

The consumption method is used to account for both inventories and prepaid items. All inventories are valued at cost using the first-in/first-out (FIFO) method. Inventories of governmental and proprietary funds are recorded as expenditures when consumed rather than when purchased. Prepaid balances are for payments made by the County in the current year to provide services occurring in the subsequent fiscal year.

**4. Capital Assets**

Capital assets, which include, property, plant, equipment, and infrastructure assets (highways, bridges, and similar items), are reported in the applicable governmental or business-type activities columns in the government-wide financial statements. Capital assets are defined by the government as assets with an initial, individual cost of more than \$5,000 and an estimated useful life in excess of two years. Such assets are recorded at historical cost or estimated historical cost if purchased or constructed. Donated capital assets are recorded at estimated acquisition value at the date of donation. The costs of normal maintenance and repairs that do not add to the value of the asset or materially extend asset lives are not capitalized.

Major outlays for capital assets and improvements are capitalized as projects are constructed. Interest incurred during the construction phase of capital assets of business-type activities is included as part of the capitalized value of the assets constructed.

Property, plant, and equipment are depreciated using the straight line method over the following estimated useful lives:

<u>Assets</u>	<u>Years</u>
Buildings	50
Building improvements	50
Highways	40
Bridges	40
Culverts	20
Equipment	5 – 20
Vehicles	5 – 10

**5. Equity**

**Net Position**

Net position represents the difference between assets and deferred outflows of resources and liabilities and deferred inflows of resources in the government-wide and proprietary fund financial statements. Net investment in capital assets consist of capital assets, net of accumulated depreciation, reduced by the outstanding balance of any long-term debt used to build or acquire the capital assets. Net position is reported as restricted in the government-wide financial statements when there are limitations imposed on their use through external restrictions imposed by creditors, grantors, laws or regulations of other governments, or imposed by law through constitutional provisions or enabling legislation.

**WOOD COUNTY, WISCONSIN**  
**NOTES TO FINANCIAL STATEMENTS**  
December 31, 2017

**I – SUMMARY OF SIGNIFICANT ACCOUNTING POLICIES (continued)**

**NOTE F – Assets, Liabilities and Net Position or Equity (continued)**

**5. Equity (continued)**

**Fund Balances**

In the fund financial statements, governmental funds report aggregate amounts for five classifications of fund balances based on the constraints imposed on the use of these resources. The nonspendable fund balance classification includes amounts that cannot be spent because they are either (a) not in spendable form – prepaid items or inventories or (b) legally or contractually required to be maintained intact.

The spendable portion of the fund balance comprises the remaining four classifications: restricted, committed, assigned, and unassigned.

Restricted fund balance: This classification reflects the constraints imposed on resources either (a) externally by creditors, grantors, contributors, or laws or regulations of other governments or (b) imposed by law through constitutional provisions or enabling legislation.

Committed fund balance: These amounts can only be used for specific purposes pursuant to constraints imposed by formal resolutions of the County Board, the County's highest level of decision-making authority. Those committed amounts cannot be used for any other purpose unless the County Board removes the specified use by taking the same type of action that imposed the original commitment. This classification also includes contractual obligations to the extent that existing resources in the fund have been specifically committed for use in satisfying those contractual requirements.

Assigned fund balance: This classification reflects the amounts constrained by the County's "intent" to be used for specific purposes, but are neither restricted nor committed. Only the County Board has the authority to assign amounts to be used for specific purposes by passing a formal resolution. Assigned fund balances include all remaining amounts (except negative balances) that are reported in governmental funds, other than the General Fund, that are not classified as nonspendable and are neither restricted nor committed.

Unassigned fund balance: This fund balance is the residual classification for the General Fund. It is also used to report negative fund balances in other governmental funds.

When both restricted and unrestricted resources are available for use, it is the County's policy to use restricted resources first and then unrestricted resources-committed, assigned, and unassigned-in order as needed.

**WOOD COUNTY, WISCONSIN**  
**NOTES TO FINANCIAL STATEMENTS**  
December 31, 2017

**I – SUMMARY OF SIGNIFICANT ACCOUNTING POLICIES (continued)**

**NOTE F – Assets, Liabilities and Net Position or Equity (continued)**

**5. Equity (continued)**

**Explanation of certain differences between Government-wide Statements and Governmental Fund Statements**

Activity between funds that are representative of lending/borrowing arrangements outstanding at the end of the fiscal year are referred to as either “due to/from other funds” (i.e., the current portion of interfund loans) or “advances to/from other funds” (i.e., the non-current portion of interfund loans). Any residual balances outstanding between the governmental activities and business-type activities are reported in the government-wide financial statements as “internal balances.”

In the government-wide financial statements and proprietary fund types in the fund financial statements, long-term debt and other long-term obligations are reported as liabilities in the applicable governmental activities, business-type activities, or proprietary fund type statement of net position. Debt premiums and discounts are amortized over the life of the debt using the effective interest method. Notes payable are reported net of the applicable note discount.

In the fund financial statements, governmental fund types recognize note premiums and discounts, as well as note issuance costs, during the current period. The face amount of debt issued is reported as other financing sources. Premiums and discounts on debt issuances are reported as other financing sources and uses, respectively. Issuance costs, whether or not withheld from the actual debt proceeds received, are reported as debt service expenditures.

**NOTE G – Revenues, Expenditure/Expense**

**1. Types of transactions included in program revenues in the government-wide statements**

Program revenues include 1) charges to customers or applicants who purchase, use, or directly benefit from goods, services, or privileges provided by a given function or segment and 2) grants and contributions that are restricted to meeting the operational or capital requirements of a particular function or segment. Taxes and other items not properly included among program revenues are reported instead as general revenues.

**2. Policy for allocating indirect expense to functions in the government-wide statement of activities**

The statement of activities demonstrates the degree to which the direct expenses of a given function or segment are offset by program revenues. Direct expenses are those that are clearly identifiable with a specific function or segment.

**WOOD COUNTY, WISCONSIN**  
**NOTES TO FINANCIAL STATEMENTS**  
December 31, 2017

**I – SUMMARY OF SIGNIFICANT ACCOUNTING POLICIES (continued)**

**NOTE G – Revenues, Expenditure/Expense (continued)**

**3. Property tax revenue recognition**

Property taxes are recorded in the year levied as a receivable and deferred inflows of resources. They are recognized as revenues in the succeeding year when services financed by the levy are provided.

Under Wisconsin statutes the County treasurer is responsible for the collection of all delinquent property taxes except delinquent personal property taxes, which may be retained for collection by the local municipal district, as is the case in Wood County. Delinquent property taxes due Wood County include not only the delinquent taxes for levies by Wood County, but also the delinquent taxes for levies by state and other local government units (cities, villages, towns, school districts, special districts) within the County. As provided in the Statutes, Wood County has paid the state and local governmental units for their equities in delinquent property taxes.

The property tax calendar for the 2017 tax roll is as follows:

Lien and Levy Dates	December 2017
Preliminary Settlement with Local Government Units	February 20, 2018
Final Due Date	July 31, 2018
Settlement Date with Local Governmental Units	August 20, 2018

No allowance for uncollectible taxes has been provided because of the County's ability to recover losses through the sale of property.

**4. Vacation, sick leave, and other compensated absences**

It is the County's policy to permit employees to accumulate earned but unused vacation and sick pay benefits. The County allows employees to convert unused sick leave to health insurance benefits upon retirement. A liability for retiree's sick leave conversion is accrued in the government-wide financial statements. Vacation and sick pay are accrued in the governmental funds when normally expected to be liquidated with expendable financial resources and have matured. Vacation and sick pay are accrued when incurred in the proprietary fund financial statements.

**5. County Pension Plans**

For purposes of measuring the net pension liability (asset), deferred outflows of resources and deferred inflows of resources related to pensions, and pension expense, information about the fiduciary net position of the Wisconsin Retirement System (WRS) and additions to/deductions from the WRS' fiduciary net position have been determined on the same basis as they are reported by the WRS. For this purpose, benefit payments (including refunds of employee contributions) are recognized when due and payable in accordance with the benefit terms. Investments are reported at fair value.

**WOOD COUNTY, WISCONSIN**  
**NOTES TO FINANCIAL STATEMENTS**  
December 31, 2017

**II – RECONCILIATION OF GOVERNMENT-WIDE AND FUND FINANCIAL STATEMENTS**

**NOTE A – Explanation of certain differences between the governmental fund balance sheet and the government-wide statement of net position**

The Governmental Funds Balance Sheet includes a reconciliation between *fund balance – total governmental funds and net position – governmental activities* as reported in the Government-Wide Statement of Net Position. One element of that reconciliation explains that “long-term liabilities, including notes payable, are not due and payable in the current period and therefore are not reported in the funds.” The details of this \$33,521,491 difference are as follows:

Notes payable	\$ 26,655,000
Premium on notes payable	819,014
Accrued interest payable	160,744
Capital leases payable	164,426
Compensated absences	5,376,533
Net OPEB obligation (net of \$1,267,480 allocated to business-type activities)	5,072,634
Net pension liability (asset)	1,299,393
Deferred inflows related to pension	4,086,478
Deferred outflows related to pension	(10,112,731)
Net adjustment to reduce fund balance-total governmental funds to arrive at net position-governmental activities	\$ 33,521,491

**NOTE B – Explanation of certain differences between the governmental fund statement of revenues, expenditures, and changes in fund balances and the government-wide statement of activities**

The Governmental Funds Statement of Revenues, Expenditures, and Changes in Fund Balances includes a reconciliation between *net changes in fund balances – total governmental funds and changes in net position of governmental activities* as reported in the Government-Wide Statement of Activities. One element of that reconciliation explains that “governmental funds report capital outlays as expenditures, however, in the statement of activities the cost of those assets is allocated over their estimate useful lives and reported as depreciation expense.” The details of the \$3,717,955 difference are as follows:

Capital outlay	\$ 6,879,574
Depreciation expense	(3,161,619)
Net adjustment to increase (decrease) net changes in fund balances-Total governmental funds to arrive at changes in net position of governmental activities	\$ 3,717,955

**WOOD COUNTY, WISCONSIN**  
**NOTES TO FINANCIAL STATEMENTS**  
December 31, 2017

**II – RECONCILIATION OF GOVERNMENT-WIDE AND FUND FINANCIAL STATEMENTS  
(continued)**

**NOTE B – Explanation of certain differences between the governmental fund statement of revenues, expenditures, and changes in fund balances and the government-wide statement of activities (continued)**

Another element of that reconciliation states that “the issuance of long-term debt provides current financial resources to governmental funds, while the repayment of the principal of long-term debt consumes the current financial resources of governmental funds.” Neither transaction, however, has any effect on net position. Also, governmental funds report the effect of issuance costs, premiums, discounts, and similar items when debt is first issued, whereas premiums are amortized in the statement of activities. The details of this (\$5,015,979) difference are as follows:

Debt issued or incurred:	
General obligation notes	\$ (7,165,000)
Premium on debt	(195,013)
Capital lease financing	(5,966)
Principal repayments:	
General obligation notes	2,350,000

Net adjustment to increase net changes in fund balances-total Governmental funds to arrive at changes in net position of Governmental activities	\$ (5,015,979)
--	----------------

Another element of that reconciliation states that “Some expenses reported in the Statement of Activities do not require the use of current financial resources and therefore are not reported as expenditures in governmental funds.” The details of this (\$243,659) difference are as follows:

Compensated absences	\$ (281,098)
Principal paid on capital leases	10,919
Accrued interest	(54,064)
Amortization of debt premium	80,584

Net adjustment to decrease net changes in fund balances-total Governmental funds to arrive at changes in net position of Governmental activities	\$ (243,659)
--	--------------

**WOOD COUNTY, WISCONSIN**  
**NOTES TO FINANCIAL STATEMENTS**  
 December 31, 2017

**III – STEWARDSHIP, COMPLIANCE, AND ACCOUNTABILITY**

**NOTE A – Budgetary Information**

The annual budget is adopted on a basis consistent with generally accepted accounting principles for all funds except the Sheriff special revenue fund.

All departments submit their budget requests to the Finance Department by the end of the second week in August of each year. The departmental oversight committees review and submit their proposed budgets in early September. The Executive Committee meets with department heads and oversight chairpersons by the end of September each year at which time the proposed budget is prepared for publication no later than 10 days prior to the public hearing. The County Board holds a public hearing the second Tuesday in November where the Executive Committee presents the proposed budget for adoption by the full county board.

The budget is adopted, controlled and amended at the function level, which is the specific purpose for the expenditure. County departments can have a single function (Treasurer, Finance, Register of Deeds) and departments can have multiple functions when they have distinctly separate activities within a department.

The County Board made several supplemental budgetary appropriations throughout the year. The Executive Committee is authorized by the County Board to transfer appropriations between budgeted functions within a department or to transfer funds from the contingency fund. Such transfers are limited to the lesser of \$5,000 or 10 percent of the funds originally budgeted in the function receiving the transfer.

The County does not utilize encumbrances in its budget process but does take into consideration certain appropriations that do not lapse on an annual basis. These continuing appropriations are reported as “committed” in the fund balance section of the governmental funds.

For budgetary purposes, the Sales Tax Fund is maintained as a special revenue fund. Under GAAP, this fund does not meet the criteria to be reported as a special revenue fund and is reported as part of the General Fund. This results in an increase in the General Fund revenues on a GAAP basis of \$5,808,494 and a decrease of the other financing sources of \$5,808,494 from the General Fund on a Non-GAAP budgetary basis.

**NOTE B – Excess of Actual Expenditures over Budget in Individual Funds**

The following functions had an excess of actual expenditures over budget for the year ended December 31, 2017. The excess expenditures were funded with available fund balances.

<u>Fund/Function</u>	<u>Budget</u>	<u>Actual</u>	<u>Overage</u>
<b><u>Major Funds</u></b>			
<u>Human Services-Institutional</u>			
Administration	\$ 1,219,775	\$ 1,757,614	\$ 537,839
<b><u>Nonmajor Funds</u></b>			
<u>Aging &amp; Disability Resource Center</u>			
Aging Trust Fund	-	31,318	31,318

**WOOD COUNTY, WISCONSIN**  
**NOTES TO FINANCIAL STATEMENTS**  
December 31, 2017

**III – STEWARDSHIP, COMPLIANCE, AND ACCOUNTABILITY (continued)**

**NOTE C – Limitations on the County’s Tax Levy Rate and its Ability to Issue New Debt**

As part of Wisconsin’s State Budget Bill (1993 Act 16), new legislation was passed that limits the County’s future tax levy rates. Generally, the County is limited to its 1992 tax levy rate. In addition, the State imposed tax levy limits in 2004 that allowed only a 2% increase over the previous year unless net new construction exceeded 2%. Wood County was limited to the 2% tax levy increase for the 2006, 2007 and 2009 budget years. The allowable levy limit increase was 3.86% in 2008 and 3% for 2010 and 2011 and 0% for 2012 and 2013. Starting in 2014, the levy was limited to the increase in equalized valuation due to the net new construction. The net new construction for the 2017 levy was 0.959%.

The County may exceed the limitation by holding a referendum (according to State Statutes) authorizing the County Board to approve a higher rate. The County may also exceed the rate if it increases the services it provides due to a transfer of these services from another governmental unit. Wood County transferred dispatch services from the Cities of Wisconsin Rapids and Marshfield in 2006.

The State Budget Bill also imposes restrictions on the County’s ability to issue new debt. Generally, referendum approval is required to issue unlimited tax general obligation debt, with the following exceptions:

- 1) Refunding debt issues
- 2) 75% approval by the County Board
- 3) A reasonable expectation that the new debt can be accommodated within the existing tax rate
- 4) Other exceptions as listed in State Statutes Section 67.045

**NOTE D – Deficit Fund Equity**

At December 31, 2017, Human Services has a deficit fund balance of (\$1,199,308). The reason for the deficit is the change in Unavailable Revenues and Allowance for Contractual Adjustments. This deficit will be eliminated as billings are collected.

**IV – DETAIL NOTES ON ALL FUNDS**

**NOTE A – Assets**

**1. Deposits and Investments**

The majority of cash transactions occur in common bank and investment accounts in the General Fund. Other funds that have their own bank accounts do so because of trust agreements, grant compliance or management’s desire for segregation of banking for certain County functions.



**WOOD COUNTY, WISCONSIN**  
**NOTES TO FINANCIAL STATEMENTS**  
December 31, 2017

**IV – DETAIL NOTES ON ALL FUNDS (continued)**

**NOTE A – Assets (continued)**

**2. Deposits and Investments (continued)**

**Deposits**

**Custodial Credit Risk:** Custodial credit risk is the risk that in the event of a bank failure, the government's deposits may not be returned to it. The County does not have a deposit policy for custodial credit risk. At year-end, the carrying amount of the County's deposits was \$10,491,040 and the bank balance was \$12,149,649. Of the bank balance, \$5,237,526 was covered by Federal depository insurance or by the State of Wisconsin Public Depository Guarantee Fund and \$3,534,065 insured by collateral agreements leaving uninsured and uncollateralized deposits of \$3,378,058. The County had petty cash and cash on hand of \$16,437.

**Investments**

**Interest Rate Risk:** The County does not have a formal investment policy that limits investment maturities as a means of managing its exposure to fair value losses arising from increasing interest rates. State Statute limits the maturity of commercial paper and corporate bonds to not more than seven years.

Remaining Maturity (in years)			
	Total	0-1	1-5
Schwab Money Market	\$ 9,324	\$ 9,324	\$ -
US Treasury Notes - Gen Fund	3,083,501	1,077,104	2,006,397
US Treasury Notes - Health Fund	930,284	930,284	-
FNMA-Gen Fund	4,588,101	2,141,577	2,446,524
FNMA-Health Fund	1,119,698	1,119,698	-
Federal Farm CR - Gen Fund	701,221	-	701,221
Federal Farm CR - Health Fund	408,528	-	408,528
FHLB - Health Fund	349,884	349,884	-
FHLB - General Fund	607,621	607,621	-
Repurchase agreement	815,000	815,000	-
<b><u>Corporate Bonds</u></b>			
Toronto Domino-Health Fund	662,681	-	662,681
Apple - Health Fund	997,792	997,792	-
Bank of Montreal-Health Fund	439,494	439,494	-
<b><u>Municipal Bonds</u></b>			
Wisconsin State Gen Fund A	274,733	274,733	-
Investment Pool	2,160,640	2,160,640	-
Wisconsin Investment Series			
Cooperative Investment Pool	1,190,876	211,976	978,900
<b>Totals</b>	<b>\$ 18,339,378</b>	<b>\$ 11,135,127</b>	<b>\$ 7,204,251</b>

**WOOD COUNTY, WISCONSIN**  
**NOTES TO FINANCIAL STATEMENTS**  
December 31, 2017

**IV – DETAIL NOTES ON ALL FUNDS (continued)**

**NOTE A – Assets (continued)**

**1. Deposits and Investments (continued)**

**Credit Risk:**

Credit risk is the risk that an issuer of an investment will not fulfill its obligation to the holder of the investment. Concentration of credit risk is the risk of loss that may be caused by the County's investment in a single issuer. It is the County's policy that U.S. Treasury securities, U.S. Agency Securities, and obligations backed by U.S. Treasury and/or U.S. Agency securities, may be held without limit. Investment of County funds is restricted by State statutes to the following:

- a) Time deposits in any credit union, bank, savings bank, or trust company,
- b) Bonds or securities of any county, city, drainage district, VTAE district, village, town, or school district of the State,
- c) Bonds or securities issued or guaranteed by the federal government,
- d) The State of Wisconsin Local Government Pooled Investment Fund,
- e) Any security which matures or which may be tendered for purchase at the option of the holder within not more than seven years from the date on which it is acquired, if that security is rated the highest or second highest rating category assigned by Standard & Poor's Corporation, Moody's Investors Service or other similar nationally recognized rating agency,
- f) Repurchase agreements with public depositories, if the agreement is secured by federal bonds or securities.

Ratings are not required, or available, for the Wisconsin Local Government Investment Pool. The Schwab Government Money Market Fund consists of securities issued or guaranteed by the U.S. Government including agencies and instrumentalities such as Treasury Bills, Notes and bonds, agency notes and repurchase agreements. While the Schwab Government Money Market Fund is unrated, Moody's and Standard & Poor's rate the securities held in the fund AAA/AAA. The County has no investment policy that would further limit its investment choices.

**WOOD COUNTY, WISCONSIN**  
**NOTES TO FINANCIAL STATEMENTS**  
December 31, 2017

**IV – DETAIL NOTES ON ALL FUNDS (continued)**

**NOTE A – Assets (continued)**

**1. Deposits and Investments (continued)**

The actual ratings, as rated by Standard & Poor's Investors Service for each investment type at December 31, 2017 were as follows:

	Total	Rating-S&P					Not Rated
		AAA	AA+	AA-	AA	A+	
Schwab Money Market	\$ 9,324	\$ -	\$ -	\$ -	\$ -	\$ -	\$ 9,324
US Treasury Notes - Gen Fund	3,083,501	3,083,501	-	-	-	-	-
US Treasury Notes - Health Fund	930,284	930,284	-	-	-	-	-
FNMA-Gen Fund	4,588,101	-	4,588,101	-	-	-	-
FNMA-Health Fund	1,119,698	-	1,119,698	-	-	-	-
Federal Farm CR - Gen Fund	701,221	-	701,221	-	-	-	-
Federal Farm CR - Health Fund	408,528	-	408,528	-	-	-	-
FHLB - Health Fund	349,884	-	349,884	-	-	-	-
FHLB - General Fund	607,621	-	607,621	-	-	-	-
<b>Corporate Bonds</b>							
Toronto Domino-Health Fund	662,681	-	-	662,681	-	-	-
Apple - Health Fund	997,792	-	997,792	-	-	-	-
Bank of Montreal-Health Fund *	439,494	-	-	-	-	439,494	-
<b>Municipal Bonds</b>							
Wisconsin State Gen Fund A	274,733	-	-	274,733	-	-	-
Wisconsin Local Government Investment Pool	2,160,640	-	-	-	-	-	2,160,640
Wisconsin Investment Series Cooperative Investment Pool	1,190,876	-	-	-	-	-	1,190,876
Total investments to be rated	\$ 17,524,378	\$ 4,013,785	\$ 8,772,845	\$ 937,414	\$ -	\$ 439,494	\$ 3,360,840
Repurchase agreement	815,000	(excludable from rating disclosure)					
Total investments	\$ 18,339,378						

\* Although not rated AA or above by S&P, rated AA by Dunn and Bradstreet

**Credit risk**

The County's investment policy requires that investments need to be rated in the top two categories.

**Concentration of credit risk**

The County places no limit on the amount the County may invest in any one issuer. More than 5 percent of the County's investments are in the corporate bonds of Apple, FNMA, Federal Farm CR and FHLB. These investments are 5.44%; 31.12%; 6.05%; 5.22%, respectively, of the County's total investments.

**WOOD COUNTY, WISCONSIN**  
**NOTES TO FINANCIAL STATEMENTS**  
December 31, 2017

**IV – DETAIL NOTES ON ALL FUNDS (continued)**

**NOTE A – Assets (continued)**

**1. Deposits and Investments (continued)**

**Fair Value Measurements**

The County categorizes its fair value measurements within the fair value hierarchy established by accounting principles generally accepted in the United States. The hierarchy is based on the valuation inputs used to measure the fair value of the asset. Level 1 inputs are quoted prices in active markets for identical assets; Level 2 inputs are significant other observable inputs; and Level 3 inputs are significant unobservable inputs.

All of the County’s investments at December 31, 2017 are valued using Level 1 inputs, except for the Wisconsin Local Government Investment Pool, the Wisconsin Investment Series Cooperative, and the repurchase agreement which are valued based on a cost-based measure and are not subject to the fair value hierarchy disclosures.

The summary of deposits and investments is as follows:

	<u>Fair Value</u>		
Cash	\$ 10,507,477	Cash and temporary cash investments	\$ 27,755,124
		Restricted cash-special deposits	1,091,731
<u>Investments</u>			
Schwab Money Markets	9,324		
US Treasury Notes	4,013,785		
FNMA	5,707,799		
FHLB	957,505		
Federal Farm CR	1,109,749		
Corporate Bonds	2,099,967		
Municipal Bonds	274,733		
Repurchase Agreement	815,000		
State Investment Pool	3,351,516		
Total Investments	<u>18,339,378</u>		
Total	<u>\$ 28,846,855</u>	Total cash per combined balance sheet	<u>\$ 28,846,855</u>

**WOOD COUNTY, WISCONSIN**  
**NOTES TO FINANCIAL STATEMENTS**  
December 31, 2017

**IV – DETAIL NOTES ON ALL FUNDS (continued)**

**NOTE A – Assets (continued)**

**1. Deposits and Investments (continued)**

The Wisconsin local government investment pool (LGIP) is part of the State Investment Fund (SIF), and is managed by the State of Wisconsin Investment Board. The SIF is not registered with the Securities and Exchange Commission, but operates under the statutory authority of Wisconsin Chapter 25. The LGIP operates and reports to participants on the amortized cost basis. LGIP pool shares are bought and redeemed at \$1 based on the amortized cost of the investments in the LGIP. The investment in the LGIP is not subject to fair value hierarchy disclosures. Participants in the LGIP have the right to withdraw their funds in total on one day's notice. At December 31, 2017, the fair value of the County's share of the LGIP's assets was substantially equal to the amount reported above.

The County is a participant in a Wisconsin Investment Series Cooperative (WISC) fund, which is authorized under Wisconsin Statute 66.0301 and is governed by a commission in accordance with the terms of an intergovernmental cooperation agreement. The WISC is not registered with the SEC as an investment company. The WISC reports to participants on the amortized cost basis. WISC shares are bought and redeemed at \$1 based on the amortized cost of the investments in the pool. Participants in WISC have the right to withdraw their funds in total on one day's notice. The investments in WISC are not subject to the fair value hierarchy disclosures.

The investments are guaranteed by the Financial Security Assurance, Inc. (FSA), a Triple-A-rated financial guaranty insurance company. FSA insures against losses arising from principal defaults on any permitted investments, which are not covered by:

1. \$400,000 of deposit insurance per financial institution provided by the State of Wisconsin, and
2. Any deposit insurance associated with particular investments in the portfolio (such as FDIC insurance of \$250,000) on bank CD's, and
3. Application of interest received from nondefaulted investments for the quarter the principal loss occurred.

The investments are also covered by the Securities Investor Protection Corporation (SIPC) in the aggregate up to \$500,000. This includes \$100,000 for cash and \$400,000 for securities. The County General Fund and the County Employee Health Plan carry balances in money market Funds. The money market funds are considered securities positions for purposes of SIPC coverage and would fall under the \$400,000 portion of SIPC coverage. The investment custodian also provides supplemental insurance through Lloyds of London to insure against loss over and above the provided by SIPC. This coverage is designed to protect investors whose assets are held in custody against crimes such as securities theft and fraud.

Fluctuating cash flows during the year due to tax collections and receipt of state aids may have resulted in temporary balances exceeding insured amounts by substantially higher amounts.

**WOOD COUNTY, WISCONSIN**  
**NOTES TO FINANCIAL STATEMENTS**  
December 31, 2017

**IV – DETAIL NOTES ON ALL FUNDS (continued)**

**NOTE A – Assets (continued)**

**2. Receivables**

Receivables as of year-end for the County’s individual major funds, nonmajor governmental funds and enterprise service funds, including the applicable allowances for uncollectible accounts, are as follows:

	Delinquent Property Taxes	Current Property Tax	Charges for Services	Intergovern- mental & Sales Tax	Gross Receivables	Allowance for Uncollectible Accounts	Net Receivables
General Fund	\$ 3,289,915	\$ 25,645,905	\$ 555,295	\$ 370,994	\$ 29,862,109	\$ -	\$ 29,862,109
Human Services	-	-	4,418,309	1,450,880	5,869,189	(2,102,054)	3,767,135
Edgewater Nursing Home	-	-	155,634	453,887	609,521	(49,736)	559,785
Highway	-	-	47,139	571,191	618,330	-	618,330
Nonmajor Funds	-	-	457,591	21,158	478,749	-	478,749
	<u>\$ 3,289,915</u>	<u>\$ 25,645,905</u>	<u>\$ 5,633,968</u>	<u>\$ 2,868,110</u>	<u>\$ 37,437,898</u>	<u>\$ (2,151,790)</u>	<u>\$ 35,286,108</u>

Revenues of Edgewater Nursing Home and Human Services are reported net of uncollectible amounts. There weren’t any uncollectible accounts written off for Edgewater in 2017. There was \$614,408 of uncollectible accounts written off for Human Services in 2017.

Property tax certificates and tax deeds represent delinquent taxes at December 31, 2017 and are aged as follows:

<u>Year of Sale</u>	<u>Amount</u>
2017	\$ 1,284,967
2016	738,315
2015	402,281
2014	127,232
2013	33,124
2012	51,750
2011	48,651
2010	40,704
2009	31,914
2008	14,125
2007	15,023
2006	16,731
2005	9,253
	<u>2,814,070</u>
Tax Deeds	258,040
	<u>3,072,110</u>
Special Assessments	58,712
Special Charges	159,093
	<u>\$ 3,289,915</u>

**WOOD COUNTY, WISCONSIN**  
**NOTES TO FINANCIAL STATEMENTS**  
December 31, 2017

**IV – DETAIL NOTES ON ALL FUNDS (continued)**

**NOTE A – Assets (continued)**

**2. Receivables (continued)**

All governmental funds report deferred inflows of resources in connection with receivables for revenues that are not considered to be available to liquidate liabilities of the current period. All funds also defer revenue recognition in connection with resources that have been received, but not yet earned. At the end of 2017, the various components of deferred inflows of resources and unearned revenue were as follows:

	<u>Unearned Revenue</u>	<u>Deferred Inflows of Resources</u>		<u>Total</u>
		<u>Unavailable</u>	<u>For Subsequent Year</u>	
<b><u>Major Governmental Funds</u></b>				
<b><u>General Fund</u></b>				
Property taxes receivable	\$ -	\$ 432,160	\$ 25,645,545	\$ 26,077,705
Health department revenues	66,806	-	-	66,806
<b><u>Special Revenue Fund</u></b>				
Human Services revenues	14,540	1,638,882	-	1,653,422
<b><u>Nonmajor Governmental Funds</u></b>				
Land Conservation revenues	5,530	-	-	5,530
Total unearned revenue/deferred inflows	<u>\$ 86,876</u>	<u>\$ 2,071,042</u>	<u>\$ 25,645,545</u>	<u>\$ 27,803,463</u>

**WOOD COUNTY, WISCONSIN**  
**NOTES TO FINANCIAL STATEMENTS**  
December 31, 2017

**IV – DETAIL NOTES ON ALL FUNDS (continued)**

**NOTE A – Assets (continued)**

**3. Capital assets**

Capital asset activity for the year ended December 31, 2017 was as follows:

	Balance (Restated) <u>January 1</u>	<u>Transfers</u>	<u>Additions</u>	<u>Disposals</u>	Balance <u>December 31</u>
<b>Governmental activities:</b>					
Capital assets, not being depreciated					
Land	\$ 3,500,594	\$ -	\$ -	\$ -	\$ 3,500,594
Land right of ways	774,081	-	-	-	774,081
Construction work in progress	1,303,878	-	150,441	(242,615)	1,211,704
Total capital assets, not being depreciated	<u>5,578,553</u>	-	<u>150,441</u>	<u>(242,615)</u>	<u>5,486,379</u>
Capital assets, being depreciated					
Land improvements	3,537,619	-	16,110	-	3,553,729
Buildings and improvements	31,722,967	-	3,833,390	(288,139)	35,268,218
Machinery and equipment	13,512,005	-	1,628,112	(271,020)	14,869,097
Infrastructure-Highway	93,321,495	-	4,896,944	(2,691,286)	95,527,153
Total capital assets being depreciated	<u>142,094,086</u>	-	<u>10,374,556</u>	<u>(3,250,445)</u>	<u>149,218,197</u>
Less accumulated depreciation for:					
Land improvements	1,878,473	-	68,989	-	1,947,462
Buildings and improvements	16,401,914	-	649,140	(272,061)	16,778,993
Machinery and equipment	7,404,349	-	959,326	(263,434)	8,100,241
Infrastructure-Highway	31,403,172	-	1,950,264	(2,691,286)	30,662,150
Total accumulated depreciation	<u>57,087,908</u>	-	<u>3,627,719</u>	<u>(3,226,781)</u>	<u>57,488,846</u>
Total capital assets, being depreciated, net	85,006,178	-	6,746,837	(23,664)	91,729,351
Governmental activities capital assets, net	<u>\$ 90,584,731</u>	\$ -	<u>\$ 6,897,278</u>	<u>\$ (266,279)</u>	<u>\$ 97,215,730</u>

Depreciation expense was charged to functions as follows:

<b>Governmental activities:</b>	
General government	\$ 760,543
Public safety	431,153
Public works	1,950,263
Health and social services	161,605
Culture, recreation and education	309,478
Conservation and development	14,677
Total governmental activities depreciation expense	<u>\$ 3,627,719</u>



**WOOD COUNTY, WISCONSIN**  
**NOTES TO FINANCIAL STATEMENTS**  
December 31, 2017

**IV – DETAIL NOTES ON ALL FUNDS (continued)**

**NOTE A – Assets (continued)**

**3. Capital assets (continued)**

	Balance <u>January 1</u>	<u>Transfers</u>	<u>Additions</u>	<u>Disposals</u>	Balance <u>December 31</u>
<b>Business-type activities:</b>					
Capital assets, not being depreciated:					
Land	\$ 107,564	\$ -	\$ 85,503	\$ -	\$ 193,067
Total capital assets, not being depreciated	<u>107,564</u>	<u>-</u>	<u>85,503</u>	<u>-</u>	<u>193,067</u>
Capital assets, being depreciated:					
Land improvements	234,920	-	-	-	234,920
Buildings and Improvements	9,518,821	-	262,055	-	9,780,876
Machinery and equipment	12,171,144	-	981,456	(320,196)	12,832,404
Other capital assets	80,961	-	8,958	-	89,919
Total capital assets, being depreciated	<u>22,005,846</u>	<u>-</u>	<u>1,252,469</u>	<u>(320,196)</u>	<u>22,938,119</u>
Less accumulated depreciation for:					
Land improvements	135,728	-	5,450	-	141,178
Buildings and Improvements	5,668,816	-	212,168	-	5,880,984
Machinery and equipment	7,711,189	-	524,722	(298,139)	7,937,772
Other capital assets	57,330	-	2,391	-	59,721
Total accumulated depreciation	<u>13,573,063</u>	<u>-</u>	<u>744,731</u>	<u>(298,139)</u>	<u>14,019,655</u>
Total capital assets, being depreciated net	<u>8,432,783</u>	<u>-</u>	<u>507,738</u>	<u>(22,057)</u>	<u>8,918,464</u>
Business-type activities capital assets, net	<u>\$ 8,540,347</u>	<u>\$ -</u>	<u>\$ 593,241</u>	<u>\$ (22,057)</u>	<u>\$ 9,111,531</u>
Depreciation was charged as follows:					
Edgewater Haven Nursing Home			\$ 240,780		
Highway			<u>503,951</u>		
			<u>\$ 744,731</u>		

**WOOD COUNTY, WISCONSIN**  
**NOTES TO FINANCIAL STATEMENTS**  
December 31, 2017

**IV – DETAIL NOTES ON ALL FUNDS (continued)**

**NOTE A – Assets (continued)**

**4. Restricted Assets**

Mandatory segregations of assets are presented on the statement of net position as restricted cash. Such segregations are required by the agreements with external parties.

The following is a list of restricted cash at December 31, 2017:

	General Fund	Human Services	Other Governmental	Building Maint ISF	Edgewater Haven Nursing Home	Total
Clerk of Court deposits	\$ 410,511	\$ -	\$ -	\$ -	\$ -	\$ 410,511
Health coalition deposits	26,756	-	-	-	-	26,756
Timber sale performance bonds	77,960	-	-	-	-	77,960
Register of Deeds deposits	32,347	-	-	-	-	32,347
Patient & Volunteer Funds	-	37,683	-	-	-	37,683
Inmate deposits	-	-	38,037	-	-	38,037
Non Metallic Mining bonds	8,500	-	33,100	-	-	41,600
Transportation & Econ Development	-	-	732	-	-	732
Patient funds	-	-	-	-	9,497	9,497
Security deposits	-	-	-	4,200	-	4,200
City of Marshfield TID Incentives	400,000	-	-	-	-	400,000
UW STEM building project	11,848	-	-	-	-	11,848
Parks	560	-	-	-	-	560
	<u>\$ 968,482</u>	<u>\$ 37,683</u>	<u>\$ 71,869</u>	<u>\$ 4,200</u>	<u>\$ 9,497</u>	<u>\$ 1,091,731</u>

**NOTE B – Liabilities**

**1. Pension Plan Obligations and Post-employment Benefits**

**Employee Retirement Plan**

Plan Description – The WRS is a cost-sharing multiple-employer defined benefit pension plan. WRS benefits and other plan provisions are established by Chapter 40 of the Wisconsin Statutes. Benefit terms may only be modified by the legislature. The retirement system is administered by the Wisconsin Department of Employee Trust Funds (ETF). The system provides coverage to all eligible State of Wisconsin, local government, and other public employees. All employees, initially employed by a participating WRS employer on or after July 1, 2011, and expected to work at least 1,200 hours a year (880 hours for teachers and school district educational support employees) and expected to be employed for at least one year from employee’s date of hire are eligible to participate in the WRS. ETF issues a standalone Comprehensive Annual Financial Report (CAFR), which can be found at <http://etf.wi.gov/publications/cafr.htm>.

Vesting – For employees beginning participation on or after January 1, 1990, and no longer actively employed on or after April 24, 1998, creditable service in each of five years is required for eligibility for a retirement annuity. Participants employed prior to 1990 and on or after April 24, 1998, and prior to July 1, 2011, are immediately vested. Participants who initially became WRS eligible on or after July 1, 2011, must have five years of creditable service to be vested.

**WOOD COUNTY, WISCONSIN**  
**NOTES TO FINANCIAL STATEMENTS**  
December 31, 2017

**IV – DETAIL NOTES ON ALL FUNDS (continued)**

**NOTE B – Liabilities (continued)**

**1. Pension Plan Obligations and Post-employment Benefits (continued)**

**Employee Retirement Plan (continued)**

Benefits Provided – Employees who retire at or after age 65 (54 for protective occupation employees, 62 for elected officials and State executive participants) are entitled to receive an unreduced retirement benefit. The factors influencing the benefit are: (1) final average earnings, (2) years of creditable service, and (3) a formula factor.

Final average earnings is the average of the participant's three highest years' earnings. Creditable service is the creditable current and prior service expressed in years or decimal equivalents of partial years for which a participant receives earnings and makes contributions as required. The formula factor is a standard percentage based on employment category.

Employees may retire at age 55 (50 for protective occupation employees) and receive reduced benefits. Employees terminating covered employment before becoming eligible for a retirement benefit may withdraw their contributions and forfeit all rights to any subsequent benefits.

The WRS also provides death and disability benefits for employees.

Post-Retirement Adjustments – The Employee Trust Funds Board may periodically adjust annuity payments from the retirement system based on annual investment performance in accordance with s. 40.27, Wis. Stat. An increase (or decrease) in annuity payments may result when investment gains (losses), together with other actuarial experience factors, create a surplus (shortfall) in the reserves, as determined by the system's consulting actuary. Annuity increases are not based on cost of living or other similar factors. For Core annuities, decreases may be applied only to previously granted increases. By law, Core annuities cannot be reduced to an amount below the original, guaranteed amount (the "floor") set at retirement. The Core and Variable annuity adjustments granted during recent years are as follows:

Year	Core Fund	Variable
2007	3.0%	10.0%
2008	6.6%	0.0%
2009	(2.1%)	(42.0%)
2010	(1.3%)	22.0%
2011	(1.2%)	11.0%
2012	(7.0%)	(7.0%)
2013	(9.6%)	9.0%
2014	4.7%	25.0%
2015	2.9%	2.0%
2016	0.5%	(5.0%)

**WOOD COUNTY, WISCONSIN**  
**NOTES TO FINANCIAL STATEMENTS**  
December 31, 2017

**IV – DETAIL NOTES ON ALL FUNDS (continued)**

**NOTE B – Liabilities (continued)**

**1. Pension Plan Obligations and Post-employment Benefits (continued)**

**Employee Retirement Plan (continued)**

Contributions – Required contributions are determined by an annual actuarial valuation in accordance with Chapter 40 of the Wisconsin Statutes. The employee required contribution is one-half of the actuarially determined contribution rate for general category employees, including teachers, and executives and elected officials. Required contributions for protective employees are the same rate as general employees. Employers are required to contribute the remainder of the actuarially determined contribution rate. The employer may not pay the employee required contribution unless provided for by an existing collective bargaining agreement.

During the reporting period, the WRS recognized \$1,815,935 in contributions from the employer.

<u>Employee Category</u>	<u>Employee</u>	<u>Employer</u>
General (Including Teachers)	6.80%	6.80%
Executives and elected officials	6.80%	6.80%
Protective with Social Security	6.80%	10.60%
Protective without Social Security	6.80%	14.90%

Pension Liabilities, Pension Expense, and Deferred Outflows of Resources and Deferred Inflows of Resources Related to Pensions – At December 31, 2017, the County reported a liability of \$1,580,403 for its proportionate share of the net pension liability. The net pension liability was measured as of December 31, 2016, and the total pension liability used to calculate the net pension liability was determined by an actuarial valuation as of December 31, 2015, rolled forward to December 31, 2016. No material changes in assumptions or benefit terms occurred between the actuarial valuation date and the measurement date. The County’s proportion of the net pension liability was based on the County’s share of contributions to the pension plan relative to the contributions of all participating employers. At December 31, 2017, the County’s proportion was 0.19174093%, which was a decrease of 0.00160552% from its proportion measured as of December 31, 2015.

For the year ended December 31, 2017, the County recognized pension expense of \$4,202,027.

**WOOD COUNTY, WISCONSIN**  
**NOTES TO FINANCIAL STATEMENTS**  
December 31, 2017

**IV – DETAIL NOTES ON ALL FUNDS (continued)**

**NOTE B – Liabilities (continued)**

**1. Pension Plan Obligations and Post-employment Benefits (continued)**

**Employee Retirement Plan (continued)**

At December 31, 2017, the County reported deferred outflows of resources and deferred inflows of resources related to pensions from the following sources:

	Deferred Outflows of Resources	Deferred Inflows of Resources
Differences between expected and actual experience	\$ 602,608	\$ (4,970,230)
Changes in assumptions	1,652,372	-
Net differences between projected and actual earnings on pension plan investments	7,866,745	-
Changes in proportion and differences between employer contributions and proportionate share of contributions	132,007	-
Employer contributions subsequent to the measurement date	1,965,759	
	\$ 12,219,491	\$ (4,970,230)

\$1,965,759 reported as deferred outflows related to pension resulting from the County’s contributions subsequent to the measurement date will be recognized as a reduction of the net pension liability in the year ended December 31, 2018. Other amounts reported as deferred outflows of resources and deferred inflows of resources related to pension will be recognized in pension expense as follows:

Year Ended December 31:	Net Deferred Outflows (Inflows) of Resources
2018	\$ 2,141,034
2019	2,141,034
2020	1,461,728
2021	(463,373)
2022	3,079

**WOOD COUNTY, WISCONSIN**  
**NOTES TO FINANCIAL STATEMENTS**  
December 31, 2017

**IV – DETAIL NOTES ON ALL FUNDS (continued)**

**NOTE B – Liabilities (continued)**

**1. Pension Plan Obligations and Post-employment Benefits (continued)**

**Employee Retirement Plan (continued)**

Actuarial Assumptions – The total pension liability in the December 31, 2016, actuarial valuation was determined using the following actuarial assumptions, applied to all periods included in the measurement:

Actuarial valuation date	December 31, 2015
Measurement date of net pension asset	December 31, 2016
Actuarial cost method	Entry Age
Asset valuation method	Fair market value
Long-term expected rate of return	7.20%
Discount rate	7.20%
Salary increases:	
Inflation	3.20%
Seniority/Merit	0.2% - 5.6%
Mortality	Wisconsin 2012 Mortality Table
Post-retirement adjustments*	2.10%

*\* No post-retirement adjustment is guaranteed. Actual adjustments are based on recognized investment return, actuarial experience, and other factors. 2.1% is the assumed annual adjustment based on the investment return assumption and the post-retirement discount rate.*

Actuarial assumptions are based upon an experience study conducted in 2015 using experience from 2012 – 2014. The total pension liability for December 31, 2016, is based upon a roll-forward of the liability calculated from the December 31, 2015, actuarial valuation.

Long-term expected Return on Plan Assets: The long-term expected rate of return on pension plan investments was determined using a building-block method in which best-estimate ranges of expected future real rates of return (expected returns, net of pension plan investment expense and inflation) are developed for each major asset class. These ranges are combined to produce the long-term expected rate of return by weighting the expected future real rates of return by the target asset allocation percentage and by adding expected inflation. The target allocation and best estimates of arithmetic real rates of return for each major asset class are summarized in the following table:

**WOOD COUNTY, WISCONSIN**  
**NOTES TO FINANCIAL STATEMENTS**  
December 31, 2017

**IV – DETAIL NOTES ON ALL FUNDS (continued)**

**NOTE B – Liabilities (continued)**

**1. Pension Plan Obligations and Post-employment Benefits (continued)**

**Employee Retirement Plan (continued)**

<u>Core Fund Asset Class</u>	<u>Current Asset Allocation %</u>	<u>Destination Target Asset Allocation %</u>	<u>Long-Term Expected Nominal Rate of Return</u>	<u>Long-Term Real Rate of Return</u>
Global Equities	50%	45%	8.3%	5.4%
Fixed Income	24.5%	37%	4.2%	1.4%
Inflation Sensitive Assets	15.5%	20%	4.3%	1.5%
Real Estate	8%	7%	6.5%	3.6%
Private Equity / Debt	8%	7%	9.4%	6.5%
Multi-asset	4%	4%	6.6%	3.7%
Total Core Fund	110%	120%	7.4%	4.5%
 <u>Variable Fund Asset Class</u>				
US Equities	70%	70%	7.6%	4.7%
International Equities	30%	30%	8.5%	5.6%
Total Variable Fund	100%	100%	7.9%	5.0%

New England Pension Consultants Long-Term US CPI (Inflation) Forecast: 2.75%

Asset Allocations are managed within established ranges, target percentages may differ from actual monthly allocations

**Single Discount Rate:** A single discount rate of 7.20% was used to measure the total pension liability. This single discount rate was based on the expected rate of return on pension plan investments of 7.20% and a long-term bond rate of 3.78%. Because of the unique structure of WRS, the 7.20% expected rate of return implies that a dividend of approximately 2.1% will always be paid. For purposes of the single discount rate, it was assumed that the dividend would always be paid. The projection of cash flows used to determine this single discount rate assumed that plan member contributions will be made at the current contribution rate and that employer contributions will be made at rates equal to the difference between actuarially determined contribution rates and the member rate. Based on these assumptions, the pension plan's fiduciary net position was projected to be available to make all projected future benefit payments (including expected dividends) of current plan members. Therefore, the long-term expected rate of return on pension plan investments was applied to all periods of projected benefit payments to determine the total pension liability.

**WOOD COUNTY, WISCONSIN**  
**NOTES TO FINANCIAL STATEMENTS**  
December 31, 2017

**IV – DETAIL NOTES ON ALL FUNDS (continued)**

**NOTE B – Liabilities (continued)**

**1. Pension Plan Obligations and Post-employment Benefits (continued)**

**Employee Retirement Plan (continued)**

Sensitivity of the County's Proportionate Share of the Net Pension Liability (Asset) to Changes in the Discount Rate: The following presents the County's proportionate share of the net pension liability (asset) calculated using the discount rate of 7.20 percent, as well as what the County's proportionate share of the net pension liability (asset) would be if it were calculated using a discount rate that is 1-percentage-point lower (6.20 percent) or 1-percentage-point higher (8.20 percent) than the current rate:

	1% Decrease to Discount Rate (6.20%)	Current Discount Rate (7.20%)	1% Increase to Discount Rate (8.20%)
County's proportionate share of the net pension liability (asset)	\$ 20,791,215	\$ 1,580,403	\$ (13,212,793)

Pension Plan Fiduciary Net Position – Detailed information about the pension plan's fiduciary net position is available in separately issued financial statements available at <http://etf.wi.gov/publications/cafr.htm>.

Payables to the Pension Plan – At December 31, 2017, the County reported a payable of \$300,823 for the outstanding amount of contributions to the pension plan required for the year ended December 31, 2017.

**Post-employment Benefits**

The County provides other postemployment benefits (OPEB) for regular employees through a single-employer defined benefit plan OPEB plan. An employee with at least 15 consecutive years of employment with the County, who becomes eligible for WRS benefits, and who applies for WRS benefits within 30 days of the last day they reported to work, shall be allowed to use up to 100 days of accumulated sick leave at the rate in effect at the time of retirement to use for health insurance premiums. The employee is able to participate in the retiree medical plan if they pay 100% of the retiree premium. If at the time of retirement, an employee had family coverage under the plan, the spouse and eligible dependents may continue in the plan if they pay 100% of the family premium. The benefit provisions are established through collective bargaining and employment agreements. The plan does not issue a stand-alone financial report.

The County currently contributes enough money to the plan to satisfy current obligations on a pay-as-you-go basis.

The County's annual other postemployment benefit (OPEB) cost (expense) is calculated based on the annual required contribution of the employer (ARC), an amount actuarially determined in accordance with the parameters of GASB Statement 45. The ARC represents a level of funding that, if paid on an ongoing basis, is projected to cover normal cost each year and amortize any unfunded actuarial liabilities (or funding excess) over a period not to exceed thirty years. The following table shows the components of the County's annual OPEB cost for the year, the amount actually contributed to the plan, and changes in the County's net OPEB obligation:



**WOOD COUNTY, WISCONSIN**  
**NOTES TO FINANCIAL STATEMENTS**  
December 31, 2017

**IV – DETAIL NOTES ON ALL FUNDS (continued)**

**NOTE B – Liabilities (continued)**

**1. Pension Plan Obligations and Post-employment Benefits (continued)**

**Post-employment Benefits (continued)**

	12/31/2017
Annual required contribution	\$ 620,463
Interest on net OPEB obligation	160,784
Adjustment to annual required contribution	(265,471)
Annual OPEB cost (expense)	515,776
Contributions made *	146,373
Increase in net OPEB obligation	662,149
Net OPEB obligation-Beginning of year	5,677,965
Net OPEB obligation-End of year	\$ 6,340,114

\* Retiree contributions plus stop-loss amounts exceeded actual retiree claims

The County's annual OPEB costs, the percentage of annual OPEB cost contributed to the plan, and the net OPEB obligation for 2015-2017 is as follows:

Fiscal Year Ended	Annual OPEB Cost	Percentage of Annual OPEB Cost Contributed	Net OPEB Obligation
12/31/2015	\$ 479,096	30.6%	\$ 5,144,524
12/31/2016	\$ 498,942	6.9%	\$ 5,677,965
12/31/2017	\$ 515,776	28.4%	\$ 6,340,114

**Funded Status and Funding Progress**

The funded status as of December 31, 2016, the most recent actuarial valuation date, was 0 percent funded. The actuarial accrued liability for benefits was \$5,114,067, and the actuarial value of assets was \$ 0, resulting in an unfunded actuarial accrued liability (UAAL) of \$5,114,067. The covered payroll (annual payroll of active employees covered by the plan) was \$26,644,557 and the ratio of the UAAL to the covered payroll was 19.20%.

Actuarial valuations of an ongoing plan involve estimates of the value of reported amounts and assumptions about the probability of occurrence of events far into the future. Examples include assumptions about future employment, mortality, and the health care costs trend. Amounts determined regarding the funded status of the plan and the annual required contributions of the employer are subject to continual revision as actual results are compared with past expectations and new estimates are made about the future. The schedule of funding progress, presented as required supplementary information following the notes to the financial statements, presents multiyear trend information about whether the actuarial value of plan assets is increasing or decreasing over time relative to the actuarial accrued liabilities for benefits.

**WOOD COUNTY, WISCONSIN**  
**NOTES TO FINANCIAL STATEMENTS**  
December 31, 2017

**IV – DETAIL NOTES ON ALL FUNDS (continued)**

**NOTE B – Liabilities (continued)**

**1. Pension Plan Obligations and Post-employment Benefits (continued)**

**Post-employment Benefits (continued)**

Methods and Assumptions

Projections of benefits for financial reporting purposes are based on the substantive plan (the plan as understood by the employer and the plan members) and include the types of benefits provided at the time of each valuation. The actuarial methods and assumptions used include techniques that are designed to reduce the effects of short-term volatility in actuarial accrued liabilities and the actuarial value of assets, consistent with the long-term perspective of the calculations. The following assumptions were made:

Methods and Assumptions (continued)

a. Measurement Date

December 31

b. Discount Rate as of December 31, 2016

Three percent (3%) per year compounded annually. This is the rate used to discount future benefit liabilities into today's dollars

c. Mortality – Separate rates for males and females as appropriate. Sample rates are shown in the rate table in the Required Supplemental Information (RSI) following these notes.

Pre-Retirement: WRS mortality rates for active members.

Post-Retirement: WRS mortality rates for retired members.

Post-Disability: WRS rates for disabled members.

d. Employee Turnover/Withdrawal: Ten-year select and ultimate rates of WRS for Protective with Social Security for Police and General Employee for all other employees. Separate rates for males and females. Select rates are as follows:

**WOOD COUNTY, WISCONSIN**  
**NOTES TO FINANCIAL STATEMENTS**  
December 31, 2017

**IV – DETAILED NOTES ON ALL FUNDS (continued)**

**NOTE B – Liabilities (continued)**

**1. Pension Plan Obligations and Post-employment Benefits (continued)**

**Post-employment Benefits (continued)**

**Methods and Assumptions (continued)**

<u>Year</u>	<u>Protective with Social Security</u>	<u>General Employee Male Rate</u>	<u>General Employee Female Rate</u>
First	17.0%	16.8%	20.0%
Second	8.0%	12.7%	14.1%
Third	5.0%	9.0%	11.0%
Fourth	4.3%	7.3%	8.9%
Fifth	3.8%	7.0%	8.5%
Sixth	3.1%	4.8%	6.7%
Seventh	3.0%	4.3%	5.6%
Eighth	2.9%	4.2%	5.0%
Ninth	2.5%	3.4%	4.7%
Tenth	2.2%	3.1%	4.5%

e. Disablement: WRS disability rates for Protective with Social Security for Police and General Employee for all other employees. Separate rates for General Employees for males and females.

f. Retirement: WRS retirement rates for Protective with Social Security for Police and General Employee for all other employees.

g. Percentage of Retirees Participating in Retiree Medical Coverage

Future retirees: 35% of current employees eligible for the County subsidy at retirement are expected to participate in Wood County’s retiree health insurance plan.

Current retirees: Actual retiree participation.

h. Percentage of Retirees Electing Family Coverage

Future retirees: 50% of future retirees that take coverage are assumed to elect family coverage.

Current retirees: Actual family coverage election.

i. Age Difference of Active Employees and Spouses – Spouses same age as participants.

j. Annual Medical Trend Rate Assumptions: Based on recent experience , the experience of medical insurers, actuarial trend expectations, and judgment, the following rates were used:

**WOOD COUNTY, WISCONSIN**  
**NOTES TO FINANCIAL STATEMENTS**  
December 31, 2017

**IV – DETAILED NOTES ON ALL FUNDS (continued)**

**NOTE B – Liabilities (continued)**

**1. Pension Plan Obligations and Post-employment Benefits (continued)**

**Post-employment Benefits (continued)**

**Methods and Assumptions (continued)**

Annual Medical Trend Rate	
Year	Rate
2017	6.00%
2018	5.70%
2019	6.90%
2020	6.10%
2021	6.00%
2022	5.90%
2030	5.50%
2040	5.40%
2050	5.00%
2060	4.80%
2070	4.30%
Ultimate (2074)	4.00%

- k. Expected Monthly 2017 Medical Costs Per Retiree: Estimates were developed of monthly 2017 medical costs per retiree by age based on the County's current claim cost experience and actual administrative costs per capita, adjusted for demographic differences between retirees and all participants (actives and retirees combined) and adjusted for plan benefit differences.

Age	<u>Expected Monthly 2017 Medical Costs Per Retiree</u>			
	Male		Female	
	Single	Family	Single	Family
55	\$ 1,114	\$ 2,373	\$ 1,233	\$ 2,373
60	1,441	2,914	1,448	2,914
64	1,821	3,514	1,666	3,514

In the December 31, 2016, actuarial valuation, the liabilities and contributions were computed using the Projected Unit Credit Method of funding. The objective under this method is to expense each participant's benefit under the plan as they accrue. The actuarial value of the plan assets was not determined because there were no plan assets as of the date of the actuarial valuation. The plan's unfunded actuarial liability is being amortized using the level dollar amortization method on an open basis. The remaining amortization period at December 31, 2016, was 30 years.

**WOOD COUNTY, WISCONSIN**  
**NOTES TO FINANCIAL STATEMENTS**  
December 31, 2017

**IV – DETAILED NOTES ON ALL FUNDS (continued)**

**NOTE B – Liabilities (continued)**

**2. Other Employee Benefits**

**Health and Workers' Compensation**

The County has chosen to establish risk-financing funds for risks associated with the employees' health and workers' compensation insurance plans. These risk-financing funds are accounted for as internal service funds where assets are set aside for claim settlements. A premium is charged to each fund that accounts for part-time or full-time employees.

The County provides health insurance coverage for its employees for up to \$100,000 per person per insured event. The County obtains independent coverage for insured events in excess of the \$100,000 limit and a County aggregate total of \$9,808,600 per year. The County provides workers' compensation coverage for its employees up to the statutory limit.

Liabilities include an amount for claims that have been incurred but not reported (IBNRs). IBNRs have been calculated by estimating three months of claims for employee health. IBNR's for worker's compensation uses estimated medical, indemnity and other expense reserves for specific cases for all open years. This calculation takes in the effects of inflation and recent claim settlement trends.

Changes in the balances of claim liabilities (IBNRs) for the past two years are as follows:

	Worker's Compensation		Employee Health Plan	
	2017	2016	2017	2016
Beginning balance	\$ 105,466	\$ 155,377	\$ 677,677	\$ 667,330
Claims incurred	165,491	56,209	10,234,868	9,374,820
Claims paid	207,898	106,120	10,162,713	9,364,473
Ending balance	<u>\$ 63,059</u>	<u>\$ 105,466</u>	<u>\$ 749,832</u>	<u>\$ 677,677</u>

**3. Claims and Judgments**

**Risk Management**

The County is exposed to various risks of loss related to torts; theft of, damage to, and destruction of assets; errors and omissions; and natural disasters. The County manages these risks through the purchase of various forms of commercial insurance. Some of those commercial insurance policies have established deductible amounts whereby the County would be responsible for the portion of claims, losses and damages under the deductible limits. All funds participate in the coverage provided by the commercial insurance carriers for general liability and property coverage.

There were no significant reductions in insurance coverage from the prior year. There have been no insurance settlements in the last three years (2015 – 2017) that exceeded insurance coverage.

**WOOD COUNTY, WISCONSIN**  
**NOTES TO FINANCIAL STATEMENTS**  
December 31, 2017

**IV – DETAILED NOTES ON ALL FUNDS (continued)**

**NOTE B – Liabilities (continued)**

**3. Claims and Judgments (continued)**

**Risk Management (continued)**

Professional Liability Insurance

Human Services Inpatient and Outpatient Care and Edgewater Haven Nursing Home's professional liability insurance for claim losses (limits listed below) covers professional liability claims incurred during a policy year (occurrence-base coverage). The professional liability insurance policy is renewable annually and has been renewed by the insurance carrier for the annual period extending through the dates listed below.

		<b>Human Services Inpatient and Outpatient Care</b>	<b>Edgewater Haven Nursing Home</b>
Limits	Per Claim	\$ 1,000,000	\$ 1,000,000
	Annual Aggregate	3,000,000	3,000,000
	Umbrella	3,000,000	-
Renewed through		April 1, 2018	January 1, 2018

**4. Lease Obligations (Capital and Operating)**

**Operating Leases**

Wood County Human Services leases group homes, office space and various items of office equipment that are classified as operating leases.

Future minimum payments, by year and in the aggregate, under non-cancelable operating leases with initial or remaining terms in excess of one year, at December 31, 2017, consist of the following:

<u>Year Ended December 31</u>	
2018	\$ 44,135
2019	4,215
2020	2,072
	<u>\$ 50,422</u>

Human Services rental expense amounted to \$180,812 and \$163,393 for 2017 and 2016 respectively.

Wood County Health Department entered an agreement effective January 1, 2014 to rent office and storage space that is classified as an operating lease for a 15 year term with special language regarding a termination clause every five years.

**WOOD COUNTY, WISCONSIN**  
**NOTES TO FINANCIAL STATEMENTS**  
December 31, 2017

**IV – DETAILED NOTES ON ALL FUNDS (continued)**

**NOTE B – Liabilities (continued)**

**4. Lease Obligations (Capital and Operating)(continued)**

There was a mutual agreement to cancel the remainder of the lease on April 30, 2017.

Health Department rental expense amounted to \$31,899 and \$94,157 in 2017 and 2016 respectively.

**Capital Leases**

General County departments, as lessees, lease various pieces of equipment for monthly payments.

The assets acquired through capital leases are as follows:

	<u>Governmental Activities</u>
Machinery and equipment	\$ 61,344
Less: Value below capitalization level	(24,667)
Less: Accumulated depreciation	<u>(11,959)</u>
Total	<u><u>\$ 24,718</u></u>

**WOOD COUNTY, WISCONSIN**  
**NOTES TO FINANCIAL STATEMENTS**  
December 31, 2017

**IV – DETAILED NOTES ON ALL FUNDS (continued)**

**NOTE B – Liabilities (continued)**

**5. Long-Term Obligations**

A detail of the County’s indebtedness follows:

	Outstanding 12/31/2017
<b><u>General Obligation Bonds:</u></b>	
2012 tax exempt bonds due in annual installments of between \$370,000 to \$425,000 through 10/1/2021; interest at 2.00% Notes were issued to finance remodeling costs of \$2,855,000 for the nursing home and to advance refund the 2011 \$755,000 tax exempt notes	\$ 1,670,000
2014 general obligation promissory notes with installments between \$395,000 to \$690,000 through 10/01/24 interest between 2.0% to 4.0% Notes were issued to fund \$4.825 million of highway construction in 2015	3,330,000
2015 general obligation promissory notes with installments between \$380,000 to \$840,000 through 10/01/24 interest between 2.0% to 2.5% Notes were issued to fund \$4.785 million of highway construction in 2016, fund \$1.02 million of a STEM addition at UW Marshfield/Wood County, and refinance the State Trust Fund Loan for \$880,000	5,575,000
2016 general obligation promissory notes with installments between \$775,000 to \$1,175,000 through 10/01/26 interest between 1.0% to 2.0% Notes were issued to fund \$4.73 million of highway construction in 2017, and fund \$5.0 million of Courthouse and River Block building renovations	8,915,000
2017 State Trust Fund Loan due in equal installments of principal interest totalling \$152,501 through 3/15/2022; interest at 3.0% Loan was used to fund capital improvement projects the loan was refinanced in 2017 and paid in 2018	1,750,000
2017 general obligation promissory notes with installments between \$495,000 to \$600,000 through 10/01/27 interest between 1.0% to 2.0% Notes were issued to fund \$2.5 million of highway construction in 2018, fund \$1.19 million of Constructions in Progress, and \$1,750 refinance of State Trust Fund Loans which were paid in 2018	5,415,000
Total Indebtedness	\$ 26,655,000

General obligation bonds/ notes are secured by the full faith and credit and unlimited taxing power of the County and will be retired by future property tax levies and resources accumulated in the Debt Service Fund.

**Legal debt margin**

The government is subject to a debt limit that is 5 percent of the full valuation of taxable real property. At December 31, 2017 that amount was \$249,658,460. As of December 31, 2017 the total outstanding debt applicable to the limit was \$24,604,373 which is 9.85 percent of the total debt limit.



**WOOD COUNTY, WISCONSIN**  
**NOTES TO FINANCIAL STATEMENTS**  
December 31, 2017

**IV – DETAILED NOTES ON ALL FUNDS (continued)**

**NOTE B – Liabilities (continued)**

**5. Long-Term Obligations (continued)**

The long-term obligations of the County are as follows:

<u>Type</u>	<u>Balance January 1</u>	<u>Additions</u>	<u>Removals</u>	<u>Balance December 31</u>	<u>Due Within One Year</u>
Governmental activities					
General obligation bonds/notes	\$ 21,840,000	\$ 5,415,000	\$ 2,350,000	\$ 24,905,000	\$ 2,855,000
State Trust Fund Loan	-	1,750,000	-	1,750,000	1,750,000
Premium on bonds/notes	704,585	195,013	80,584	819,014	-
Net general obligation bonds/notes	22,544,585	7,360,013	2,430,584	27,474,014	4,605,000
Capital leases-DOT	127,408	-	-	127,408	-
Capital leases	41,971	5,966	10,919	37,018	12,300
Net OPEB obligation	4,520,190	651,794	99,350	5,072,634	-
Net pension liability	2,614,615	-	1,302,273	1,312,342	-
Compensated absences	5,095,435	1,809,673	1,528,575	5,376,533	1,559,147
Total governmental activities long-term obligations	34,944,204	9,827,446	5,371,701	39,399,949	6,176,447
Business-type activities:					
Net OPEB obligation	1,157,775	129,453	19,748	1,267,480	-
Net pension liability	527,228	-	259,167	268,061	-
Compensated absences	1,290,706	674,833	719,171	1,246,368	733,554
Total Business-type activities long-term obligations	2,975,709	804,286	998,086	2,781,909	733,554
Total - All activities	\$ 37,919,913	\$ 10,631,732	\$ 6,369,787	\$ 42,181,858	\$ 6,910,001

Payments of governmental fund debt are made by the debt service fund. Governmental vested employee benefits and compensated absences will be liquidated by the General Fund.

The County has acquired two vehicles financed 80 percent through lease agreements with the Wisconsin Department of Transportation. The leases will be deemed settled when the County has satisfied use agreements to include mileage and years.

Aggregate cash flow requirements for the retirement of general obligation long-term principal and interest on December 31, 2017, follows:

<u>Year</u>	<u>Principal</u>	<u>Interest</u>	<u>Total</u>
2018	\$ 4,605,000	\$ 557,485	\$ 5,162,485
2019	3,055,000	478,033	3,533,033
2020	3,125,000	412,683	3,537,683
2021	3,195,000	345,582	3,540,582
2022	2,840,000	271,833	3,111,833
2023-2027	9,835,000	506,157	10,341,157
Totals	\$ 26,655,000	\$ 2,571,773	\$ 29,226,773

**WOOD COUNTY, WISCONSIN**  
**NOTES TO FINANCIAL STATEMENTS**  
December 31, 2017

**IV – DETAIL NOTES ON ALL FUNDS (continued)**

**NOTE C – Interfund Receivables and Payables and Interfund Transfers**

The individual interfund receivable and payable balances at December 31, 2017, are as follows:

<u>Fund</u>	<u>Interfund Receivables</u>	<u>Interfund Payables</u>
<b>General Fund</b>		\$ 5,491,740
<b><u>Special Revenue Funds</u></b>		
Human Services		1,719,505
Nonmajor	897,410	355,695
<b>Debt Service Fund</b>	2,050,627	
<b>Capital Projects Fund</b>	3,690,000	
<b><u>Enterprise Funds</u></b>		
Edgewater		287,170
Highway		1,381,316
<b><u>Internal Services Funds</u></b>		
Workers Compensation	1,885,837	
Health Benefits		1,046,706
Building Maintenance	855,948	
Other Post-employment benefits	815,857	
PC Replacement	86,453	
 Totals	 <u>\$ 10,282,132</u>	 <u>\$ 10,282,132</u>

Balances represent other funds' share of cash that is pooled in the General Fund. Interfund payable balances are recouped with the collection of year-end net receivables over payables.

**WOOD COUNTY, WISCONSIN**  
**NOTES TO FINANCIAL STATEMENTS**  
December 31, 2017

**IV – DETAIL NOTES ON ALL FUNDS (continued)**

**NOTE C – Interfund Receivables and Payables and Interfund Transfers (continued)**

<u>Fund Type</u>	<u>Transfers In</u>	<u>Transfers Out</u>
<u>Governmental</u>		
<u>Major</u>		
General Fund to/from Human Services	\$ 328,261	\$ -
General Fund to/from Land Conservation	14,913	10,648
General Fund to Highway		300,000
General Fund to Edgewater		137,858
General Fund to/from Child Support	7,569	-
Total General Fund	350,743	448,506
Human Services to/from General Fund		328,261
Nonmajor Governmental	143,413	155,247
<u>Business-type Major Funds</u>		
Edgewater from General Fund	137,858	-
Highway from General Fund	300,000	-
Totals	<u>\$ 932,014</u>	<u>\$ 932,014</u>

The General Fund transferred \$137,858 to Edgewater Haven Nursing Home and \$10,648 to Land/Water Conservation to replenish working capital depleted by revenue shortfalls. The Child Support Fund transferred \$7,569; Highway transferred \$300,000; Land/Water Conservation transferred \$14,913 and Human Services Fund transferred \$328,261 to the General Fund due to unneeded tax levy subsidy due to a net surplus in program revenues less program expenditures. The Debt Service Fund received a transfer of \$132,397 from Capital Projects debt proceeds to fund debt service costs.

**WOOD COUNTY, WISCONSIN**  
**NOTES TO FINANCIAL STATEMENTS**  
December 31, 2017

**IV – DETAIL NOTES ON ALL FUNDS (continued)**

**NOTE D – Fund Equity (continued)**

**1. Allocations of Fund Equity**

Following is more detailed information on the governmental fund balances:

	General Fund	Human Services	Other Governmental Funds	Total
Nonspendable for:				
Inventory	\$ 3,213	\$ 38,819	\$ -	\$ 42,032
Prepays	349,573	30,333	-	379,906
Delinquent Taxes	1,420,511	-	-	1,420,511
Restricted for				
Debt Service	-	-	2,050,627	2,050,627
Capital Projects	-	-	3,690,000	3,690,000
Committed to:				
Clerk Elections	250,630	-	-	250,630
Building Numbering	8,743	-	-	8,743
Police Radio	10,853	-	-	10,853
Public Health WIC	4,238	-	-	4,238
Health-Grants	31,400	-	-	31,400
Health-Dental Sealants	55,346	-	-	55,346
HR Labor Relations	71,141	-	-	71,141
Land Conservation	17,748	-	-	17,748
Census Redistricting	(6,148)	-	-	(6,148)
Permits & Fines	12,657	-	-	12,657
Property & Liability Ins	155,066	-	-	155,066
Reg of Deeds-Redaction	42,367	-	-	42,367
Indian Law Enforcement	66,613	-	-	66,613
Electronic Monitoring	325,978	-	-	325,978
Jail Surcharge	209,709	-	-	209,709
Voice-Over IP	35,391	-	-	35,391
UW Ext Project Accounts	96,946	-	-	96,946
Farm Technology Days	43,000	-	-	43,000
Veteran's Relief	3,979	-	-	3,979
Veteran's Relief Donations	3,145	-	-	3,145
Victim Witness Task Force	6,010	-	-	6,010
Assigned to:				
Aging & Disability Services	-	-	55,256	55,256
Forestry Roads	-	-	5,996	5,996
Wildlife Habitat	-	-	1,450	1,450
Forests State Aid	-	-	317,707	317,707
Parks State Aid	-	-	25,996	25,996
Parks Capital Projects	-	-	357,610	357,610
Powers Bluff	-	-	(23,810)	(23,810)
Parks	-	-	2,706	2,706
Land Records	-	-	105,475	105,475
Private Sewage	-	-	88,055	88,055
DNR Grants	-	-	894	894
DATCP Grants	-	-	-	-
Non Metallic Mining	-	-	27,536	27,536
Land Conservation	-	-	10,416	10,416
Transportation & Economic Development	-	-	25,120	25,120
Sheriff and Corrections	-	-	92,538	92,538
County Highways	2,431,983	-	-	2,431,983
Unassigned	11,890,939	(1,268,460)	-	10,622,479
	<u>\$ 17,541,031</u>	<u>\$ (1,199,308)</u>	<u>\$ 6,833,572</u>	<u>\$ 23,175,295</u>

**WOOD COUNTY, WISCONSIN**  
**NOTES TO FINANCIAL STATEMENTS**  
December 31, 2017

**V – OTHER INFORMATION**

**Note A – Joint Ventures and Jointly Governed Organizations**

**Marshfield Fairgrounds Commission**

The Marshfield Fairgrounds Commission is a joint venture between the Wood County Board of Supervisors and the City of Marshfield Common Council for the improvement, maintenance, repair and operation of the Marshfield Fairgrounds. The Commission Board consists of six members: three county board supervisors who are appointed by the chairman of the Wood County Board with the approval of the county board and three aldermen from the City of Marshfield who are appointed by the mayor with approval of the council. The Fairgrounds Commission has the full, complete and exclusive jurisdiction of the fairgrounds. Wood County is providing funds for the construction, improvement, repair and maintenance of the buildings located on the Marshfield Fairgrounds, other than such properties owned by third parties, while the City of Marshfield is to provide the necessary funds for the maintenance of the land, exclusive of the buildings and similar structures. Any buildings or structures constructed upon the fairgrounds by the Commission become the property of the City of Marshfield. In 2017, the County paid \$25,000 to the Commission. Complete, separate financial statements for the Fairgrounds Commission may be obtained through the Secretary/Treasurer of the Commission.

**University Commission: UW-Marshfield/Wood County**

The University Commission: UW-Marshfield/Wood County (Commission) is a joint venture between the Wood County Board of Supervisors and the Common Council of the City of Marshfield for the purchase of the site and construction of said center, and the care, custody, maintenance, improvement and repair of the lands and buildings during its operation as a University Extension Center. The Commission Board consists of six members: three county board supervisors who are appointed by the chairman of the Wood County Board with approval of the county board and three aldermen from the City of Marshfield who are appointed by the mayor with approval of the council. Before September of every year, the Commission submits to the Wood County Board and the Marshfield Common Council a budget indicating the amount needed from each governing body to defray the costs of maintenance, care, custody, repair and improvement of the buildings and premises of the University of Wisconsin – Marshfield/Wood County for the ensuing year. In 2017, the County paid \$71,135 (\$47,727 operations and \$23,408 capital projects) to the Commission for its share of expenditures. Complete, separate financial statements for the University Commission: UW-Marshfield/Wood County may be obtained at:

UW-Marshfield/Wood County  
Assistant Campus Dean of Administrative Services  
2000 West 5<sup>th</sup> Street  
Marshfield, WI 54449.

**WOOD COUNTY, WISCONSIN**  
**NOTES TO FINANCIAL STATEMENTS**  
December 31, 2017

**V – OTHER INFORMATION (continued)**

**Note A – Joint Ventures and Jointly Governed Organizations (continued)**

**Aging and Disability Resource Center of Central Wisconsin (ADRC-CW)**

Wood County joined with Marathon County to jointly administer an ADRC Grant from the State of Wisconsin in 2007. An intergovernmental agreement was signed setting up the structure of the Aging and Disability Resource Center of Central Wisconsin (ADRC-CW). Langlade and Lincoln Counties joined the ADRC-CW in 2011. The ADRC-CW Board consists of three representatives from each county, two of which need to be county board members. There are also three citizen members on the ADRC-CW board. The Wood County Elderly Transportation program, which was being administered by the ADRC-CW was transferred to the Wood County Human Services Department at the start of 2013.

In accordance with the intergovernmental agreement, Wood County provides one third of the tax levy support for the joint operation. For 2017 Wood County provided \$198,278 of the total tax levy support of \$858,181. At December 31, 2017 due to other governments included \$192 to the ADRC-CW Board.

Complete, separate financial statements for the Aging and Disability Resource Center of Central Wisconsin may be obtained at the Finance Department, Marathon County, 500 Forest Street, Wausau, WI 54403.

**Inclusa of Central Wisconsin**

Community Care of Central Wisconsin is now part of Inclusa a regional entity. Wood County is a participant with nine other Counties in Inclusa, a regional entity created to provide long-term care services to eligible residents in the three counties. Wood County appoints three of the nine-member Inclusa Board. Wood County has no equity interest in the Inclusa and any obligations or debt of the Inclusa, are not the obligations or debts of any county that created the entity. The County received revenue of \$103,209 for Transportation and \$31,110 for the Outpatient Clinic from Inclusa In 2017.

**Note B – Contingencies**

The County participates in a number of intergovernmental grant programs, which have various requirements, and are subject to audit by the awarding agencies. Such audits may result in reimbursements of funds advanced or disallowance of program expenditures. The County believes the amount of reimbursement or disallowance, if any, would be immaterial.

There are several lawsuits pending in which the County is involved. The County's Corporation Counsel estimates the potential claims resulting from litigation against the County that are not covered by insurance would not materially affect the financial statements of the County.



**Independent Auditor's Report on Internal Control Over Financial Reporting  
and on Compliance and Other Matters on an Audit of Financial Statements  
Performed in Accordance With *Government Auditing Standards***

County Board  
Wood County  
Wisconsin Rapids, Wisconsin

We have audited, in accordance with auditing standards generally accepted in the United States and the standards applicable to financial audits contained in *Government Auditing Standards*, issued by the Comptroller General of the United States, the financial statements of the governmental activities, the business-type activities, each major fund, and the aggregate remaining fund information of Wood County, Wisconsin (the "County"), as of and for the year ended December 31, 2017, and the related notes to the financial statements, which collectively comprise the County's basic financial statements and have issued our report thereon dated June 20, 2018.

**Internal Control Over Financial Reporting**

In planning and performing our audit of the financial statements, we considered the County's internal control over financial reporting (internal control) to determine the audit procedures that are appropriate in the circumstances for the purpose of expressing our opinions on the financial statements, but not for the purpose of expressing an opinion on the effectiveness of the County's internal control. Accordingly, we do not express an opinion on the effectiveness of the County's internal control.

A deficiency in internal control exists when the design or operation of a control does not allow management or employees, in the normal course of performing their assigned functions, to prevent or detect and correct misstatements on a timely basis. A material weakness is a deficiency, or a combination of deficiencies, in internal control such that there is a reasonable possibility that a material misstatement of the entity's financial statements will not be prevented or detected and corrected on a timely basis. A significant deficiency is a deficiency, or a combination of deficiencies, in internal control that is less severe than a material weakness, yet important enough to merit attention by those charged with governance.

Our consideration of internal control was for the limited purpose described in the first paragraph of this section and was not designed to identify all deficiencies in internal control that might be material weaknesses or significant deficiencies and, therefore, material weaknesses or significant deficiencies may exist that were not identified. Given these limitations, during our audit, we did not identify any deficiencies in internal control over financial reporting that we consider to be material weaknesses. We did identify a certain deficiency in internal control that we consider to be a significant deficiency:

2017-001 Segregation of Duties

The size of the County's staff in charge of accounting and reporting functions indicates a lack of segregation of duties. The basic premise is that no one employee should have access to both physical assets and the related accounting records or to all phases of a transaction, which decreases the likelihood that unauthorized or false transactions will be prevented or detected and corrected in a timely fashion. This condition may lead to misstated financial statements. The County Board performs limited reviews of the transactions in this area. However, because oversight is limited, this is a significant deficiency in internal control.

### **Compliance and Other Matters**

As part of obtaining reasonable assurance about whether the County's financial statements are free from material misstatement, we performed tests of its compliance with certain provisions of laws, regulations, contracts, and grant agreements, noncompliance with which could have a direct and material effect on the determination of financial statement amounts. However, providing an opinion on compliance with those provisions was not an objective of our audit and, accordingly, we do not express such an opinion. The results of our tests disclosed no instances of noncompliance or other matters that are required to be reported under *Government Auditing Standards*.

We noted certain matters that we reported to management of the County in a separate letter dated June 20, 2018.

### **Purpose of This Report**

The purpose of this report is solely to describe the scope of our testing of internal control and compliance and the results of that testing, and not to provide an opinion on the effectiveness of the County's internal control or on compliance. This report is an integral part of an audit performed in accordance with *Government Auditing Standards* in considering the County's internal control and compliance. Accordingly, this communication is not suitable for any other purpose.

/s/ Wipfli LLP

Wipfli LLP

June 20, 2018

Eau Claire, Wisconsin



REQUIRED  
SUPPLEMENTARY  
INFORMATION

REQUIRED  
SUPPLEMENTARY  
INFORMATION

THIS PAGE LEFT BLANK INTENTIONALLY

**REQUIRED SUPPLEMENTARY INFORMATION**

**SCHEDULE OF FUNDING PROGRESS FOR RETIREE HEALTH PLAN**

Actuarial Valuation Date	Actuarial Value of Assets (a)	Actuarial Accrued Liability (AAL)-		Funded Ratio (a/b)	Covered Payroll (c)	UAAL as a Percentage of Covered Payroll (b-a)/c
		Projected Unit Credit (b)	Unfunded AAL (UAAL) (b-a)			
12/31/12	\$ -	\$ 7,593,041	\$ 7,593,041	0.0%	\$ 26,249,617	28.9%
12/31/14	-	4,885,467	4,885,467	0.0%	27,117,257	18.0%
12/31/16	-	5,114,067	5,114,067	0.0%	26,644,557	19.2%

There were a variety of factors that led to the decrease in the AAL and the UAAL in the 2014 valuation:

- 1) Based on recent experience, the participation rate assumption was reduced from 50% to 35% (fewer future retirees are expected to stay on the County plan)
- 2) Medical trend assumptions are lower than the prior valuation
- 3) Expected medical claim costs are lower than the prior valuation (based on recent experience indicating that retirees tend to choose the lower cost plans)

REQUIRED SUPPLEMENTARY INFORMATION

SCHEDULE OF EMPLOYER CONTRIBUTIONS  
WISCONSIN RETIREMENT SYSTEM (WRS)  
Last Three Fiscal Years

	<u>2017</u>	<u>2016</u>	<u>2015</u>
Contractually required contribution for the fiscal period	\$ 1,965,759	\$ 1,807,110	\$ 1,849,753
Contributions in relation to the contractually required contribution	<u>\$ (1,965,759)</u>	<u>\$ (1,807,110)</u>	<u>\$ (1,849,753)</u>
Contributed deficiency (excess)	<u>\$ -</u>	<u>\$ -</u>	<u>\$ -</u>
County's covered-employee payroll for the fiscal period	<u>\$ 27,476,211</u>	<u>\$ 26,643,092</u>	<u>\$ 26,166,131</u>
Contributions as a percentage of covered-employee payroll	7.15%	6.78%	7.07%

Notes to the schedules:

Changes of benefit terms: There were no changes of benefit terms for any participation employer in WRS

Changes of assumptions: There were no changes in the assumptions

SCHEDULE OF THE EMPLOYER'S PROPORTIONATE  
SHARE OF THE NET PENSION LIABILITY (ASSET)  
WISCONSIN RETIREMENT SYSTEM (WRS)  
Last Three Fiscal Years

	<u>2017</u>	<u>2016</u>	<u>2015</u>
Measurement date	12/31/2016	12/31/2015	12/31/2014
County's proportion of the net pension liability (asset)	0.19174093	0.19334645	0.19601525
County proportionate share of the net pension liability (asset)	\$ 1,580,403	\$ 3,141,843	\$ (4,814,671)
County's covered-employee payroll during the measurement period	\$ 26,643,092	\$ 26,166,131	\$ 25,864,506
County's proportionate share of the net pension liability (asset) as a percentage of its covered-employee payroll	5.93%	12.01%	-18.61%
Plan fiduciary net position as a percentage of the total pension liability	99.12%	98.20%	102.74%

Information for the last ten years will be shown as the data becomes available. 2015 was the 1st year of implementation.

COMBINING AND  
INDIVIDUAL  
FUND  
STATEMENTS  
AND SCHEDULES

COMBINING AND  
INDIVIDUAL FUND  
STATEMENTS AND  
SCHEDULES

THIS PAGE LEFT BLANK INTENTIONALLY

## WOOD COUNTY, WISCONSIN

### NON-MAJOR GOVERNMENTAL FUNDS

#### SPECIAL REVENUE FUNDS

Special revenue funds are used to account for the proceeds from specific revenue sources (other than expendable trust or major capital projects) that are either restricted or committed to use for specific purposes. During 2017, the County had the following non-major special revenue funds:

Aging & Disability Resource Center – to account for the County's share of the joint venture with Marathon, Lincoln and Langlade to provide education, advocacy and access to services to lessen the impact of aging and disabilities in the lives of adults. Funding is provided through Tax Levy.

Child Support Fund – to account for the provisions of services to County residents in the areas of child support enforcement, paternity establishment and medical support enforcement. Funding is provided through federal and state grants.

#### Parks:

Forestry Roads Fund – to account for the costs related to the improvement of public roads within the County forests, which are open and used for travel. Funding is provided through state grants.

Forests State Aid Fund – to account for the costs related to the purchase, development, preservation and maintenance of County forestlands. Funding is provided through state grants.

Parks State Aid Fund – to account for the costs related to the maintenance and construction of ATV and snowmobile trails. Funding is provided through state grants.

Wildlife Habitat Fund – to account for expenditures related to wildlife management operations on County forest lands, limited to approved projects designed to benefit wildlife and the natural environment. Funding is provided through state grants.

Parks Capital Projects – to account for the costs and funding of parks capital projects where the total project costs are shared between the County and the State. Funding is provided by state grants and parks revenues; typically timber sales.

Planning and Zoning:

Land Records Fund – to account for the modernization of land information using tools such as Geographic Information Systems (GIS) and document imaging software, and the costs related to GIS software training and other educational and informational programs. Funding is provided by recording fees collected by the Register of Deeds and state grants.

Private Sewage Fund – to account for the maintenance of safe and healthful conditions by regulating private onsite wastewater treatment systems (POWTS) use including location, installation, operation, management, inspection and repair. Revenues are provided by permit fees charged to property owners obtaining sanitary permits in Wood County.

Land & Water Conservation:

DNR Grants Fund – to account for services provided to landowners within the watershed, and others including farmers and units of government with water quality and soil erosion problems and the costs related to educational and informational programs. Funding is provided through state grants.

Nonmetallic Mining Reclamation Fund – to account for the costs related to the regulation and administration of the Wood County nonmetallic mining reclamation ordinance. Revenues are provided by permit fees charged to operators of all nonmetallic mining sites.

Land & Water Conservation Fund – the contributions are to be used for environmental awareness, conservation or education involving land conservation.

Transportation and Economic Development Fund – to account for the maintenance and enhancement of economic development of Wood County through the promotion and support of industrial development and transportation services. Funding is provided through state grants.



Sheriff Fund – to account for specific elements of sheriff and corrections that are handled in a trust capacity. The Sheriff Fund is a non-budgeted fund. In 2017, the fund encompassed the following: rescue activities, drug investigations, bonds, canine operations, jail canteen and inmate deposits.

Ho-Chunk Donations – to account for contributions from, and uses of, proceeds by the Ho-Chunk Native American Nation. Wood County informs the Nation of the planned and actual uses of the revenue to assure them that the uses of revenue do not conflict with the interests of the Nation.

### **SALES TAX**

The Sales Tax Fund – to account for the collection of sales tax and is maintained as a special revenue fund for budgetary purposes only. Under GAAP, this fund does not meet the criteria to be reported as a special revenue fund and is reported as part of the General Fund.

### **DEBT SERVICE FUND**

The Debt Service Fund – is used to account for the accumulation and use of financial resources to pay principal, interest, and related costs on general long-term debt.

### **CAPITAL PROJECT FUNDS**

A Capital Project Fund – is created to account for financial resources used for the acquisition or construction of major capital facilities other than those financed by proprietary funds. During 2017, the County had the following Capital Project Funds:

Courthouse, Towers and Riverblock Capital Project Fund – to account for the capital projects for the Courthouse and Riverblock, construction and costs related to the communication towers project in the Town of Lincoln and City of Marshfield along with the necessary buildings and equipment.

Highway Capital Project Fund – to account for the construction and costs related to highway improvement projects.

**WOOD COUNTY, WISCONSIN**  
**NONMAJOR GOVERNMENTAL FUNDS**  
Combining Balance Sheet  
December 31, 2017

	Special Revenue Funds				
	Aging & Disability Resource Center	Child Support	Parks	Planning and Zoning	Land & Water Conservation
<b>ASSETS</b>					
Cash and temporary cash investments	\$ 29,615	\$ 10	\$ -	\$ -	\$ -
Receivables:					
Miscellaneous	192	183,606	11,841	-	261,952
Due from other governments	21,158	-	-	-	-
Due from other funds	4,291	-	675,814	200,646	-
Total Current Assets	<u>55,256</u>	<u>183,616</u>	<u>687,655</u>	<u>200,646</u>	<u>261,952</u>
Total Assets	<u>\$ 55,256</u>	<u>\$ 183,616</u>	<u>\$ 687,655</u>	<u>\$ 200,646</u>	<u>\$ 261,952</u>
<b>LIABILITIES</b>					
Accounts payable	\$ -	\$ -	\$ -	\$ -	\$ -
Accrued compensation	-	22,161	-	7,116	7,470
Special deposits	-	-	-	-	33,100
Due to other governments	-	-	-	-	745
Due to other funds	-	161,455	-	-	176,261
Unearned revenue	-	-	-	-	5,530
Total Liabilities	<u>-</u>	<u>183,616</u>	<u>-</u>	<u>7,116</u>	<u>223,106</u>
<b>FUND BALANCE (DEFICIT)</b>					
Restricted:					
Fund Balance-Res Capital Projects	-	-	-	-	-
Fund Balance-Res for Debt Svc	-	-	-	-	-
Assigned:					
Aging Services	55,256	-	-	-	-
Forestry Roads	-	-	5,996	-	-
Wildlife Habitat	-	-	1,450	-	-
Forest State Aid	-	-	317,707	-	-
Parks State Aid	-	-	25,996	-	-
Parks Capital Projects	-	-	333,800	-	-
Parks	-	-	2,706	-	-
Land Records	-	-	-	105,475	-
Private Sewage	-	-	-	88,055	-
DNR Grants	-	-	-	-	894
Non Metallic Mining	-	-	-	-	27,536
Land Conservation	-	-	-	-	10,416
Transportation & Economic Development	-	-	-	-	-
Sheriff and Corrections	-	-	-	-	-
Total Fund Balances (Deficit)	<u>55,256</u>	<u>-</u>	<u>687,655</u>	<u>193,530</u>	<u>38,846</u>
Total Liabilities and Fund (Deficit)	<u>\$ 55,256</u>	<u>\$ 183,616</u>	<u>\$ 687,655</u>	<u>\$ 200,646</u>	<u>\$ 261,952</u>

Transportation & Economic Development	Ho-Chunk Donations	Sheriff	Debt Service Fund	Capital Projects Funds		Total
				Highway	Buildings & Towers	
\$ 9,193	\$ -	\$ 187,187	\$ -	\$ -	\$ -	\$ 226,005
-	-	-	-	-	-	457,591
-	-	-	-	-	-	21,158
16,659	-	-	2,050,627	2,500,000	1,190,000	6,638,037
<u>25,852</u>	<u>-</u>	<u>187,187</u>	<u>2,050,627</u>	<u>2,500,000</u>	<u>1,190,000</u>	<u>7,342,791</u>
<u>\$ 25,852</u>	<u>\$ -</u>	<u>\$ 187,187</u>	<u>\$ 2,050,627</u>	<u>\$ 2,500,000</u>	<u>\$ 1,190,000</u>	<u>\$ 7,342,791</u>
\$ -	\$ -	\$ 38,631	\$ -	\$ -	\$ -	\$ 38,631
-	-	-	-	-	-	36,747
732	-	38,037	-	-	-	71,869
-	-	-	-	-	-	745
-	-	17,981	-	-	-	355,697
-	-	-	-	-	-	5,530
<u>732</u>	<u>-</u>	<u>94,649</u>	<u>-</u>	<u>-</u>	<u>-</u>	<u>509,219</u>
-	-	-	-	2,500,000	1,190,000	3,690,000
-	-	-	2,050,627	-	-	2,050,627
-	-	-	-	-	-	55,256
-	-	-	-	-	-	5,996
-	-	-	-	-	-	1,450
-	-	-	-	-	-	317,707
-	-	-	-	-	-	25,996
-	-	-	-	-	-	333,800
-	-	-	-	-	-	2,706
-	-	-	-	-	-	105,475
-	-	-	-	-	-	88,055
-	-	-	-	-	-	894
-	-	-	-	-	-	27,536
-	-	-	-	-	-	10,416
25,120	-	-	-	-	-	25,120
-	-	92,538	-	-	-	92,538
<u>25,120</u>	<u>-</u>	<u>92,538</u>	<u>2,050,627</u>	<u>2,500,000</u>	<u>1,190,000</u>	<u>6,833,572</u>
<u>\$ 25,852</u>	<u>\$ -</u>	<u>\$ 187,187</u>	<u>\$ 2,050,627</u>	<u>\$ 2,500,000</u>	<u>\$ 1,190,000</u>	<u>\$ 7,342,791</u>

**WOOD COUNTY, WISCONSIN**  
**NONMAJOR GOVERNMENTAL FUNDS**  
Combining Statement of Revenues, Expenditures and  
Changes in Fund Balances

For the Year Ended December 31, 2017

	Special Revenue Funds				
	Aging & Disability Resource Center	Child Support	Parks	Planning and Zoning	Land and Water Conservation
<b>REVENUES</b>					
Taxes	\$ 198,278	\$ 58,334	\$ -	\$ -	\$ -
Intergovernmental Revenues	-	887,411	102,930	75,551	293,441
Licenses and Permits	-	-	-	134,655	-
Fines, Forfeits and Penalties	-	-	-	16,946	1,547
Public Charges for Services	-	15,668	-	93,516	65,735
Investment Income	4,097	-	-	-	-
Miscellaneous	-	-	21,029	3,030	-
<b>Total revenues</b>	<b>202,375</b>	<b>961,413</b>	<b>123,959</b>	<b>323,698</b>	<b>360,723</b>
<b>EXPENDITURES</b>					
Current:					
General Government	-	953,844	-	-	-
Public Safety	-	-	-	-	-
Public Works	-	-	-	-	-
Health and Human Services	229,596	-	-	-	-
Culture, Recreation and Education	-	-	95,906	-	-
Conservation and Development	-	-	43,941	293,624	357,087
Capital Outlay:					
General Government	-	-	-	-	-
Public Safety	-	-	-	-	-
Public Works	-	-	-	-	-
Health and Human Services	-	-	-	-	-
Culture, Recreation and Education	-	-	-	-	-
Debt Service:					
Principal retirement	-	-	-	-	-
Interest and fiscal charges	-	-	-	-	-
<b>Total Expenditures</b>	<b>229,596</b>	<b>953,844</b>	<b>139,847</b>	<b>293,624</b>	<b>357,087</b>
Excess (Deficiency) of Revenues Over (Under) Expenditures	(27,221)	7,569	(15,888)	30,074	3,636
<b>OTHER FINANCING SOURCES (USES)</b>					
Issuance of Debt	-	-	-	-	-
Premium on bonds/notes	-	-	-	-	-
Transfers in	-	-	-	-	11,016
Transfers out	-	(7,569)	-	-	(15,281)
<b>Total Other Financing Sources (Uses)</b>	<b>-</b>	<b>(7,569)</b>	<b>-</b>	<b>-</b>	<b>(4,265)</b>
<b>Net Change in Fund Balance</b>	<b>(27,221)</b>	<b>-</b>	<b>(15,888)</b>	<b>30,074</b>	<b>(629)</b>
Fund Balance (Deficit) - January 1	82,477	-	703,543	163,456	39,475
Fund Balance (Deficit) - December 31	\$ 55,256	\$ -	\$ 687,655	\$ 193,530	\$ 38,846

Transportation & Economic Development	Ho-Chunk Donations	Sheriff	Debt Service Fund	Capital Project Funds		Total
				Highway	Buildings & Towers	
\$ 124,110	\$ -	\$ -	\$ 2,575,612	\$ -	\$ -	\$ 2,956,334
-	-	-	-	-	-	1,359,333
-	-	-	-	-	-	134,655
-	-	-	-	-	-	18,493
-	-	-	-	-	-	174,919
20	-	131	-	-	-	4,248
5,395	91,720	65,690	-	-	-	186,864
<u>129,525</u>	<u>91,720</u>	<u>65,821</u>	<u>2,575,612</u>	<u>-</u>	<u>-</u>	<u>4,834,846</u>
-	-	-	-	-	-	953,844
-	-	94,676	-	-	-	94,676
-	27,500	-	-	-	-	27,500
-	36,720	-	-	-	-	266,316
-	27,500	-	-	-	-	123,406
187,662	-	-	-	-	-	882,314
-	-	-	-	-	3,858,257	3,858,257
-	-	-	-	-	497,999	497,999
-	-	-	-	4,704,006	-	4,704,006
-	-	-	-	-	212,878	212,878
-	-	-	-	-	43,216	43,216
-	-	-	2,368,900	-	-	2,368,900
-	-	-	415,727	-	46,233	461,960
<u>187,662</u>	<u>91,720</u>	<u>94,676</u>	<u>2,784,627</u>	<u>4,704,006</u>	<u>4,658,583</u>	<u>14,495,272</u>
<u>(58,137)</u>	<u>-</u>	<u>(28,855)</u>	<u>(209,015)</u>	<u>(4,704,006)</u>	<u>(4,658,583)</u>	<u>(9,660,426)</u>
-	-	-	1,725,000	2,500,000	2,940,000	7,165,000
-	-	-	195,013	-	-	195,013
-	-	-	132,397	-	-	143,413
-	-	-	-	-	(132,397)	(155,247)
<u>-</u>	<u>-</u>	<u>-</u>	<u>2,052,410</u>	<u>2,500,000</u>	<u>2,807,603</u>	<u>7,348,179</u>
(58,137)	-	(28,855)	1,843,395	(2,204,006)	(1,850,980)	(2,312,247)
<u>83,257</u>	<u>-</u>	<u>121,393</u>	<u>207,232</u>	<u>4,704,006</u>	<u>3,040,980</u>	<u>9,145,819</u>
<u>\$ 25,120</u>	<u>\$ -</u>	<u>\$ 92,538</u>	<u>\$ 2,050,627</u>	<u>\$ 2,500,000</u>	<u>\$ 1,190,000</u>	<u>\$ 6,833,572</u>

**WOOD COUNTY, WISCONSIN**  
**AGING & DISABILITY RESOURCE CENTER SPECIAL REVENUE FUND**  
Schedule of Revenues, Expenditures, and Changes in Fund Balance - Budget and Actual

For the Year Ended December 31, 2017

	Budgeted Amounts		Actual Amounts	Variance with Final Budget Positive(Negative)
	Original	Final		
<b>REVENUES</b>				
Taxes:				
Taxes	\$ 198,278	\$ 198,278	\$ 198,278	\$ -
<b>Total Taxes</b>	<u>198,278</u>	<u>198,278</u>	<u>198,278</u>	<u>-</u>
Investment Income:				
Unrealized Gain/Loss on Investment	-	-	4,097	4,097
<b>Total Investment Income</b>	<u>-</u>	<u>-</u>	<u>4,097</u>	<u>4,097</u>
<b>Total Revenues</b>	<u>198,278</u>	<u>198,278</u>	<u>202,375</u>	<u>4,097</u>
<b>EXPENDITURES</b>				
Health and Human Services:				
Committee on Aging	198,278	198,278	198,278	-
Alzheimer's Contribution Exp	-	-	4,482	(4,482)
Aging Trust Fund	-	-	26,836	(26,836)
<b>Total Health and Human Services</b>	<u>198,278</u>	<u>198,278</u>	<u>229,596</u>	<u>(31,318)</u>
<b>Total Expenditures</b>	<u>198,278</u>	<u>198,278</u>	<u>229,596</u>	<u>(31,318)</u>
Excess (Deficiency) of Revenues Over (Under) Expenditures	<u>\$ -</u>	<u>\$ -</u>	<u>(27,221)</u>	<u>\$ (27,221)</u>
<b>Net Change in Fund Balance</b>	<u>\$ -</u>	<u>\$ -</u>	<u>(27,221)</u>	<u>\$ (27,221)</u>
Fund Balance (Deficit) - January 1			<u>82,477</u>	
Fund Balance (Deficit) - December 31			<u>\$ 55,256</u>	

**WOOD COUNTY, WISCONSIN**  
**CHILD SUPPORT SPECIAL REVENUE FUND**  
Schedule of Revenues, Expenditures, and Changes in Fund Balance - Budget and Actual  
For the Year Ended December 31, 2017

	Budgeted Amounts		Actual Amounts	Variance with Final Budget Positive(Negative)
	Original	Final		
<b>REVENUES</b>				
Taxes:				
Taxes	\$ 58,334	\$ 58,334	\$ 58,334	\$ -
Total Taxes	<u>58,334</u>	<u>58,334</u>	<u>58,334</u>	<u>-</u>
Intergovernmental Revenues:				
State Grants-Child Support	912,617	912,617	887,411	(25,206)
Total Intergovernmental	<u>912,617</u>	<u>912,617</u>	<u>887,411</u>	<u>(25,206)</u>
Public Charges for Services:				
Genetic Tests	4,500	4,500	2,873	(1,627)
Application Fees	70	70	-	(70)
Filing Fees	200	200	70	(130)
Service Fees	14,000	14,000	11,983	(2,017)
Extradition Charges	500	500	742	242
Total Public Charges for Services	<u>19,270</u>	<u>19,270</u>	<u>15,668</u>	<u>(3,602)</u>
Total Revenues	<u>990,221</u>	<u>990,221</u>	<u>961,413</u>	<u>(28,808)</u>
<b>EXPENDITURES</b>				
General Government:				
Child Support	990,221	990,221	953,844	36,377
Total General Government	<u>990,221</u>	<u>990,221</u>	<u>953,844</u>	<u>36,377</u>
Total Expenditures	<u>990,221</u>	<u>990,221</u>	<u>953,844</u>	<u>36,377</u>
Excess (Deficiency) of Revenues Over (Under) Expenditures	<u>-</u>	<u>-</u>	<u>7,569</u>	<u>7,569</u>
<b>OTHER FINANCING SOURCES (USES)</b>				
Transfers out	-	-	(7,569)	(7,569)
Total Other Financing Sources (Uses)	<u>-</u>	<u>-</u>	<u>(7,569)</u>	<u>(7,569)</u>
Net Change in Fund Balance	<u>\$ -</u>	<u>\$ -</u>	<u>-</u>	<u>\$ -</u>
Fund Balance (Deficit) - January 1			<u>-</u>	
Fund Balance (Deficit) - December 31			<u>\$ -</u>	

**WOOD COUNTY, WISCONSIN**  
**PARKS SPECIAL REVENUE FUND**  
Schedule of Revenues, Expenditures, and Changes in Fund Balance - Budget and Actual

For the Year Ended December 31, 2017

	Budgeted Amounts		Actual Amounts	Variance with Final Budget Positive(Negative)
	Original	Final		
<b>REVENUES</b>				
Intergovernmental Revenues:				
State Grants-ATV Maintenance	\$ 6,715	\$ 6,715	\$ 6,715	\$ -
State Grants-Snowmobile Trail Maintenance	67,925	91,167	91,167	-
State Grants-Parks	69,330	69,330	-	(69,330)
State Aid-Forestry	1,778	1,778	1,771	(7)
State Aid-Forestry Roads	3,280	3,280	3,277	(3)
Total Intergovernmental	<u>149,028</u>	<u>172,270</u>	<u>102,930</u>	<u>(69,340)</u>
Miscellaneous:				
Sale of Property	10,000	10,000	14,337	4,337
Donations-Other	254,330	254,330	2,707	(251,623)
Donated Services-ATV Club	6,000	6,000	3,985	(2,015)
Total Miscellaneous	<u>270,330</u>	<u>270,330</u>	<u>21,029</u>	<u>(249,301)</u>
Total Revenues	<u>419,358</u>	<u>442,600</u>	<u>123,959</u>	<u>(318,641)</u>
<b>EXPENDITURES</b>				
Culture, Recreation and Education:				
Maintenance Snowmobile Trails	67,925	91,167	86,491	4,676
ATV Maintenance	12,715	12,715	9,415	3,300
Total Culture, Recreation and Education	<u>80,640</u>	<u>103,882</u>	<u>95,906</u>	<u>7,976</u>
Conservation and Development:				
State Forestry Roads	4,000	4,000	2,819	1,181
State Wildlife Habitat	2,000	2,000	2,000	-
Park & Forestry Capital Projects	313,660	313,660	39,122	274,538
Total Conservation and Development	<u>319,660</u>	<u>319,660</u>	<u>43,941</u>	<u>275,719</u>
Total Expenditures	<u>400,300</u>	<u>423,542</u>	<u>139,847</u>	<u>283,695</u>
Excess (Deficiency) of Revenues Over (Under) Expenditures	<u>19,058</u>	<u>19,058</u>	<u>(15,888)</u>	<u>(34,946)</u>
Net Change in Fund Balance	<u>\$ 19,058</u>	<u>\$ 19,058</u>	<u>(15,888)</u>	<u>\$ (34,946)</u>
Fund Balance (Deficit) - January 1			<u>703,543</u>	
Fund Balance (Deficit) - December 31			<u>\$ 687,655</u>	



**WOOD COUNTY, WISCONSIN**  
**PLANNING AND ZONING SPECIAL REVENUE FUND**  
Schedule of Revenues, Expenditures, and Changes in Fund Balance - Budget and Actual

For the Year Ended December 31, 2017

	Budgeted Amounts		Actual Amounts	Variance with Final Budget Positive(Negative)
	Original	Final		
<b>REVENUES</b>				
Intergovernmental Revenues:				
State Aid-Modernization Grants	\$ 59,752	\$ 59,752	\$ 59,752	\$ -
State Grants-Private Sewage	25,000	25,000	15,799	(9,201)
Total Intergovernmental	<u>84,752</u>	<u>84,752</u>	<u>75,551</u>	<u>(9,201)</u>
Licenses and Permits:				
Sanitary Permit Fees	45,000	45,000	47,775	2,775
Wisconsin Fund Application Fees	-	-	600	600
HT Database Annual Fee	75,000	75,000	86,280	11,280
Total Licenses and Permits	<u>120,000</u>	<u>120,000</u>	<u>134,655</u>	<u>14,655</u>
Fines, Forfeits and Penalties:				
Private Sewage Fines	20,000	20,000	16,946	(3,054)
Total Fines, Forfeits and Penalties	<u>20,000</u>	<u>20,000</u>	<u>16,946</u>	<u>(3,054)</u>
Public Charges for Services:				
Land Record Fees	91,248	91,248	91,776	528
Map & Data Sales	100	100	-	(100)
Private Sewage	3,000	3,000	1,740	(1,260)
Total Public Charges for Services	<u>94,348</u>	<u>94,348</u>	<u>93,516</u>	<u>(832)</u>
Miscellaneous:				
Miscellaneous Revenue	500	500	3,030	2,530
Total Miscellaneous	<u>500</u>	<u>500</u>	<u>3,030</u>	<u>2,530</u>
Total Revenues	<u>319,600</u>	<u>319,600</u>	<u>323,698</u>	<u>4,098</u>
<b>EXPENDITURES</b>				
Conservation and Development:				
Land Record	225,164	225,164	138,406	86,758
Private Sewage System	235,070	235,070	155,218	79,852
Total Conservation and Development	<u>460,234</u>	<u>460,234</u>	<u>293,624</u>	<u>166,610</u>
Total Expenditures	<u>460,234</u>	<u>460,234</u>	<u>293,624</u>	<u>166,610</u>
Excess (Deficiency) of Revenues Over (Under) Expenditures	<u>\$ (140,634)</u>	<u>\$ (140,634)</u>	30,074	<u>\$ 170,708</u>
Fund Balance (Deficit) - January 1			<u>163,456</u>	
Fund Balance (Deficit) - December 31			<u>\$ 193,530</u>	

**WOOD COUNTY, WISCONSIN**  
**LAND AND WATER CONSERVATION SPECIAL REVENUE FUND**  
Schedule of Revenues, Expenditures, and Changes in Fund Balance - Budget and Actual

For the Year Ended December 31, 2017

	Budgeted Amounts		Actual Amounts	Variance with Final Budget Positive(Negative)
	Original	Final		
<b>REVENUES</b>				
Intergovernmental Revenues:				
State Grants-Land Conservation	\$ 227,046	\$ 315,860	\$ 293,441	\$ (22,419)
Total Intergovernmental	<u>227,046</u>	<u>315,860</u>	<u>293,441</u>	<u>(22,419)</u>
Fines, Forfeits and Penalties:				
Nonmetallic Mining	-	-	1,547	1,547
Total Fines, Forfeits and Penalties	<u>-</u>	<u>-</u>	<u>1,547</u>	<u>1,547</u>
Public Charges for Services:				
Fees and Sales	63,945	63,945	65,735	1,790
Total Public Charges for Services	<u>63,945</u>	<u>63,945</u>	<u>65,735</u>	<u>1,790</u>
Total Revenues	<u>290,991</u>	<u>379,805</u>	<u>360,723</u>	<u>(19,082)</u>
<b>EXPENDITURES</b>				
Conservation and Development:				
DATCP Grant	238,334	327,148	303,835	23,313
Non-Metallic Mining Reclamation	36,771	36,771	32,543	4,228
Land Conservation Trust	25,000	25,000	20,709	4,291
Total Conservation and Development	<u>300,105</u>	<u>388,919</u>	<u>357,087</u>	<u>31,832</u>
Total Expenditures	<u>300,105</u>	<u>388,919</u>	<u>357,087</u>	<u>31,832</u>
Excess (Deficiency) of Revenues Over (Under) Expenditures	<u>(9,114)</u>	<u>(9,114)</u>	<u>3,636</u>	<u>12,750</u>
<b>OTHER FINANCING SOURCES (USES)</b>				
Transfers in	11,016	11,016	11,016	-
Transfers out	(15,281)	(15,281)	(15,281)	-
Total Other Financing Sources (Uses)	<u>(4,265)</u>	<u>(4,265)</u>	<u>(4,265)</u>	<u>-</u>
Net Change in Fund Balance	<u>\$ (13,379)</u>	<u>\$ (13,379)</u>	(629)	<u>\$ 12,750</u>
Fund Balance (Deficit) - January 1			<u>39,475</u>	
Fund Balance (Deficit) - December 31			<u>\$ 38,846</u>	

**WOOD COUNTY, WISCONSIN**  
**TRANSPORTATION AND ECONOMIC DEVELOPMENT SPECIAL REVENUE FUND**  
 Schedule of Revenues, Expenditures, and Changes in Fund Balance - Budget and Actual

For the Year Ended December 31, 2017

	Budgeted Amounts		Actual Amounts	Variance with Final Budget Positive(Negative)
	Original	Final		
<b>REVENUES</b>				
Taxes:				
Taxes	\$ 124,110	\$ 124,110	\$ 124,110	\$ -
Total Taxes	<u>124,110</u>	<u>124,110</u>	<u>124,110</u>	<u>-</u>
Intergovernmental Revenues:				
Investment Income:				
Interest Revenue-Capital Projects	10	10	20	10
Total Investment Income	<u>10</u>	<u>10</u>	<u>20</u>	<u>10</u>
Miscellaneous:				
Miscellaneous Revenue	40,000	40,000	5,395	(34,605)
Total Miscellaneous	<u>40,000</u>	<u>40,000</u>	<u>5,395</u>	<u>(34,605)</u>
Total Revenues	<u>164,120</u>	<u>164,120</u>	<u>129,525</u>	<u>(34,595)</u>
<b>EXPENDITURES</b>				
Conservation and Development:				
Airport Aid	15,000	15,000	15,000	-
Trans and Economic Development	109,110	109,110	109,110	-
CDBG-ED	40,000	105,000	63,552	41,448
Total Conservation and Development	<u>164,110</u>	<u>229,110</u>	<u>187,662</u>	<u>41,448</u>
Total Expenditures	<u>164,110</u>	<u>229,110</u>	<u>187,662</u>	<u>41,448</u>
Excess (Deficiency) of Revenues Over (Under) Expenditures	<u>\$ 10</u>	<u>\$ (64,990)</u>	(58,137)	<u>\$ 6,853</u>
Net Change in Fund Balance	<u>\$ 10</u>	<u>\$ (64,990)</u>	(58,137)	<u>\$ 6,853</u>
Fund Balance (Deficit) - January 1			<u>83,257</u>	
Fund Balance (Deficit) - December 31			<u>\$ 25,120</u>	

**WOOD COUNTY, WISCONSIN**  
**HO-CHUNK DONATIONS SPECIAL REVENUE FUND**  
Schedule of Revenues, Expenditures, and Changes in Fund Balance - Budget and Actual

For the Year Ended December 31, 2017

	Budgeted Amounts		Actual Amounts	Variance with Final Budget Positive(Negative)
	Original	Final		
<b>REVENUES</b>				
Donations-Other	\$ 91,720	\$ 91,720	\$ 91,720	\$ -
Total Revenues	<u>91,720</u>	<u>91,720</u>	<u>91,720</u>	<u>-</u>
<b>EXPENDITURES</b>				
Public Works:				
Maintenance CTHS Snow Remov	27,500	27,500	27,500	-
Total Public Works	<u>27,500</u>	<u>27,500</u>	<u>27,500</u>	<u>-</u>
Health and Human Services:				
Public Health	9,220	9,220	9,220	-
Outpatient Clinic	27,500	27,500	27,500	-
Total Health and Human Services	<u>36,720</u>	<u>36,720</u>	<u>36,720</u>	<u>-</u>
Culture, Recreation and Education:				
County Parks	27,500	27,500	27,500	-
Total Culture, Recreation and Education	<u>27,500</u>	<u>27,500</u>	<u>27,500</u>	<u>-</u>
Total Expenditures	<u>91,720</u>	<u>91,720</u>	<u>91,720</u>	<u>-</u>
Excess (Deficiency) of Revenues Over (Under) Expenditures	<u>\$ -</u>	<u>\$ -</u>	-	<u>\$ -</u>
Fund Balance (Deficit) - January 1			<u>-</u>	
Fund Balance (Deficit) - December 31			<u>\$ -</u>	

**WOOD COUNTY, WISCONSIN****SALES TAX FUND**Schedule of Revenues, Expenditures, and Changes in Fund Balance - Budget and Actual  
(Non-GAAP Budgetary Basis)

For the Year Ended December 31, 2017

	Budgeted Amounts		Actual Amounts	Variance with Final Budget Positive(Negative)
	Original	Final		
<b>REVENUES</b>				
Taxes:				
County Sales Tax	\$ 5,330,606	\$ 5,330,606	\$ 5,808,494	\$ 477,888
Total Taxes	<u>5,330,606</u>	<u>5,330,606</u>	<u>5,808,494</u>	<u>477,888</u>
Total Revenues	<u>5,330,606</u>	<u>5,330,606</u>	<u>5,808,494</u>	<u>477,888</u>
<b>EXPENDITURES</b>				
Total Expenditures	<u>-</u>	<u>-</u>	<u>-</u>	<u>-</u>
Excess (Deficiency) of Revenues Over (Under) Expenditures	<u>5,330,606</u>	<u>5,330,606</u>	<u>5,808,494</u>	<u>477,888</u>
<b>OTHER FINANCING SOURCES (USES)</b>				
Transfers Out	(5,330,606)	(5,330,606)	(5,808,494)	(477,888)
Total Other Financing Sources (Uses)	<u>(5,330,606)</u>	<u>(5,330,606)</u>	<u>(5,808,494)</u>	<u>(477,888)</u>
Net Change in Fund Balance	<u>\$ -</u>	<u>\$ -</u>	<u>-</u>	<u>\$ -</u>
Fund Balance (Deficit) - January 1			<u>-</u>	
Fund Balance (Deficit) - December 31			<u>\$ -</u>	

**WOOD COUNTY, WISCONSIN**

**DEBT SERVICE FUND**

Schedule of Revenues, Expenditures, and Changes in Fund Balance - Budget and Actual

For the Year Ended December 31, 2017

	Budgeted Amounts		Actual Amounts	Variance with Final Budget Positive(Negative)
	Original	Final		
<b>REVENUES</b>				
Taxes:				
Taxes	\$ 2,575,612	\$ 2,575,612	\$ 2,575,612	\$ -
Total Taxes	<u>2,575,612</u>	<u>2,575,612</u>	<u>2,575,612</u>	<u>-</u>
Total Revenues	<u>2,575,612</u>	<u>2,575,612</u>	<u>2,575,612</u>	<u>-</u>
<b>EXPENDITURES</b>				
Debt Service:				
Principal retirement	2,368,900	2,368,900	2,368,900	-
Interest and fiscal charges	415,729	415,729	415,727	2
Total Debt Service	<u>2,784,629</u>	<u>2,784,629</u>	<u>2,784,627</u>	<u>2</u>
Total Expenditures	<u>2,784,629</u>	<u>2,784,629</u>	<u>2,784,627</u>	<u>2</u>
Excess (Deficiency) of Revenues Over (Under) Expenditures	<u>(209,017)</u>	<u>(209,017)</u>	<u>(209,015)</u>	<u>2</u>
<b>OTHER FINANCING SOURCES (USES)</b>				
Proceeds from Long Term Debt	-	-	1,725,000	1,725,000
Premium on Bonds/notes	-	-	195,013	195,013
Transfers in	-	-	132,397	132,397
Total Other Financing Sources (Uses)	<u>-</u>	<u>-</u>	<u>2,052,410</u>	<u>2,052,410</u>
Net Change in Fund Balance	<u>\$ (209,017)</u>	<u>\$ (209,017)</u>	1,843,395	<u>\$ 2,052,412</u>
Fund Balance (Deficit) - January 1			<u>207,232</u>	
Fund Balance (Deficit) - December 31			<u>\$ 2,050,627</u>	

**WOOD COUNTY, WISCONSIN**  
**CAPITAL PROJECTS HIGHWAY FUND**  
Schedule of Revenues, Expenditures, and Changes in Fund Balance - Budget and Actual

For the Year Ended December 31, 2017

	Budgeted Amounts		Actual Amounts	Variance with Final Budget Positive(Negative)
	Original	Final		
<b>EXPENDITURES</b>				
Capital Outlay:				
Cap Projects-Highway	\$ 4,730,000	\$ 4,730,000	\$ 4,704,006	\$ 25,994
Total Capital Outlay	<u>4,730,000</u>	<u>4,730,000</u>	<u>4,704,006</u>	<u>25,994</u>
Total Expenditures	<u>4,730,000</u>	<u>4,730,000</u>	<u>4,704,006</u>	<u>25,994</u>
Excess (Deficiency) of Revenues Over (Under) Expenditures	<u>(4,730,000)</u>	<u>(4,730,000)</u>	<u>(4,704,006)</u>	<u>25,994</u>
<b>OTHER FINANCING SOURCES (USES)</b>				
Issuance of Debt	-	-	2,500,000	2,500,000
Total Other Financing Sources (Uses)	<u>-</u>	<u>-</u>	<u>2,500,000</u>	<u>2,500,000</u>
Net Change in Fund Balance	<u>\$ (4,730,000)</u>	<u>\$ (4,730,000)</u>	(2,204,006)	<u>\$ 2,525,994</u>
Fund Balance - January 1			<u>4,704,006</u>	
Fund Balance (Deficit) - December 31			<u>\$ 2,500,000</u>	

**WOOD COUNTY, WISCONSIN**  
**CAPITAL PROJECTS FUND-BUILDINGS & TOWERS**  
Schedule of Revenues, Expenditures, and Changes in Fund Balance - Budget and Actual

For the Year Ended December 31, 2017

	Budgeted Amounts		Actual Amounts	Variance with Final Budget Positive(Negative)
	Original	Final		
<b>EXPENDITURES</b>				
Capital Outlay:				
Cap Projects-Systems	\$ 925,000	\$ 925,000	\$ 942,120	\$ (17,120)
Cap Projects-Buildings	3,250,000	3,058,487	2,916,137	142,350
Cap Projects-Public Safety	542,850	542,850	497,999	44,851
Cap Projects-Edgewater	237,150	255,429	212,878	42,551
Cap Projects-Rec & Ed Bldg Impr	15,000	15,000	-	15,000
Cap Projects-Consrv & Dev	30,000	30,000	30,000	-
UW Remodeling/Construction	750,000	750,000	13,216	736,784
Total Capital Outlay	<u>5,750,000</u>	<u>5,576,766</u>	<u>4,612,350</u>	<u>964,416</u>
Debt Service:				
Paying Agent and Fiscal Charges	-	50,000	46,233	3,767
Total Interest and fiscal charges	<u>-</u>	<u>50,000</u>	<u>46,233</u>	<u>3,767</u>
Total Debt Service	<u>-</u>	<u>50,000</u>	<u>46,233</u>	<u>3,767</u>
Total Expenditures	<u>5,750,000</u>	<u>5,626,766</u>	<u>4,658,583</u>	<u>968,183</u>
Excess (Deficiency) of Revenues Over (Under) Expenditures	<u>(5,750,000)</u>	<u>(5,626,766)</u>	<u>(4,658,583)</u>	<u>968,183</u>
<b>OTHER FINANCING SOURCES (USES)</b>				
Issuance of Debt	1,750,000	1,800,000	2,940,000	1,140,000
Transfers out	-	-	(132,397)	(132,397)
Total Other Financing Sources (Uses)	<u>1,750,000</u>	<u>1,800,000</u>	<u>2,807,603</u>	<u>1,007,603</u>
Net Change in Fund Balance	<u>\$ (4,000,000)</u>	<u>\$ (3,826,766)</u>	(1,850,980)	<u>\$ 1,975,786</u>
Fund Balance (Deficit) - January 1			<u>3,040,980</u>	
Fund Balance (Deficit) - December 31			<u>\$ 1,190,000</u>	



## WOOD COUNTY, WISCONSIN

### INTERNAL SERVICE FUNDS

Internal service funds are used to account for the financing and services provided by one department or agency to other departments or agencies of the County or to other governmental units on a cost-reimbursement basis. During 2017, the County had the following internal service funds:

Workers Compensation Fund – to account for the cost of the County employees' self-insured workers' compensation coverage. Revenues are provided by fees charged to user departments.

Employee Health Plan Fund – to account for the cost of the County employees' self-insured health plan. Revenues are provided by fees charged to user departments and employee paid premiums based on actuarial evaluations.

Building Maintenance Fund – to account for the costs of maintenance, repairs and improvements to the following county owned buildings: courthouse and jail, courthouse annex, joint use building, sheriff lockup, riverblock and Human Services 12<sup>th</sup> Street Center. Revenues are provided by rent charged to user departments.

Other Post-Employment Benefits (OPEB) – to account for the costs of the “pay-as-you-go” conversion of the value of employee sick leave to health coverage upon retirement. Revenues are provided by fees charged to user departments as a percentage of gross wages.

PC Replacement – to account for the replacement of computers for county departments. Revenues are provided by fees charged to user departments.

**WOOD COUNTY, WISCONSIN**  
**INTERNAL SERVICE FUNDS**  
Combining Statement of Net Position  
December 31, 2017

	Workers Compensation	Employee Health Plan	Building Maintenance	OPEB	PC Replacement	Total Internal Service Funds
<b>Assets</b>						
Current Assets:						
Cash and temporary cash investments	\$ 27,224	\$ 5,394,373	\$ -	\$ -	\$ -	\$ 5,421,597
Due from other funds	1,885,837	-	855,948	815,857	86,453	3,644,095
<b>Total Current Assets</b>	<u>1,913,061</u>	<u>5,394,373</u>	<u>855,948</u>	<u>815,857</u>	<u>86,453</u>	<u>9,065,692</u>
Capital Assets:						
Land	-	-	895,377	-	-	895,377
Buildings	-	-	23,249,857	-	-	23,249,857
Machinery and equipment	-	-	445,626	-	-	445,626
Construction work in progress	-	-	79,652	-	-	79,652
Accumulated Depreciation	-	-	(10,813,655)	-	-	(10,813,655)
<b>Total Capital Assets</b>	<u>-</u>	<u>-</u>	<u>13,856,857</u>	<u>-</u>	<u>-</u>	<u>13,856,857</u>
<b>Total Noncurrent Assets</b>	<u>-</u>	<u>-</u>	<u>13,856,857</u>	<u>-</u>	<u>-</u>	<u>13,856,857</u>
<b>Total Assets</b>	<u>1,913,061</u>	<u>5,394,373</u>	<u>14,712,805</u>	<u>815,857</u>	<u>86,453</u>	<u>22,922,549</u>
Deferred Outflows of Resources						
Related to pensions	-	-	100,766	-	-	100,766
<b>Total Assets and Deferred Outflows of Resources</b>	<u>\$ 1,913,061</u>	<u>\$ 5,394,373</u>	<u>\$ 14,813,571</u>	<u>\$ 815,857</u>	<u>\$ 86,453</u>	<u>\$ 23,023,315</u>
<b>Liabilities</b>						
Current Liabilities:						
Other current liabilities	\$ 63,058	\$ 749,832	\$ -	\$ -	\$ -	\$ 812,890
Accrued compensation	3,238	-	8,896	-	-	12,134
Special deposits	-	-	4,200	-	-	4,200
Due to other governments	-	-	7,628	-	-	7,628
Due to other funds	-	1,046,706	-	-	-	1,046,706
<b>Total Current Liabilities</b>	<u>66,296</u>	<u>1,796,538</u>	<u>20,724</u>	<u>-</u>	<u>-</u>	<u>1,883,558</u>
Long-term Employee Benefits Net Pension Liability	-	-	12,949	-	-	12,949
<b>Total Liabilities</b>	<u>66,296</u>	<u>1,796,538</u>	<u>33,673</u>	<u>-</u>	<u>-</u>	<u>1,896,507</u>
<b>Deferred Inflows of Resources</b>						
Related to pensions-WRS	-	-	40,723	-	-	40,723
<b>Total Liabilities and Deferred Inflow of Resources</b>	<u>66,296</u>	<u>1,796,538</u>	<u>74,396</u>	<u>-</u>	<u>-</u>	<u>1,937,230</u>
<b>Net Position</b>						
Investment in capital assets Unrestricted	-	-	13,856,857	-	-	13,856,857
	1,846,765	3,597,835	882,318	815,857	86,453	7,229,228
<b>Total Net Position</b>	<u>1,846,765</u>	<u>3,597,835</u>	<u>14,739,175</u>	<u>815,857</u>	<u>86,453</u>	<u>21,086,085</u>
<b>Total Liabilities , Deferred inflows and Net Position</b>	<u>\$ 1,913,061</u>	<u>\$ 5,394,373</u>	<u>\$ 14,813,571</u>	<u>\$ 815,857</u>	<u>\$ 86,453</u>	<u>\$ 23,023,315</u>

**WOOD COUNTY, WISCONSIN**  
**INTERNAL SERVICE FUNDS**  
Combining Statement of Revenues, Expenses and  
Changes in Net Position

For the Year Ended December 31, 2017

	Workers Compensation	Employee Health Plan	Building Maintenance	OPEB	PC Replacement	Total Internal Service Funds
Operating Revenues:						
Charges for Services	\$ -	\$ 1,248,801	\$ -	\$ -	\$ -	\$ 1,248,801
Intergovernmental Charges for Services	596,902	9,147,029	1,298,745	515,211	142,080	11,699,967
Miscellaneous	-	1,500,504	51,947	-	-	1,552,451
<b>Total Operating Revenues</b>	<u>596,902</u>	<u>11,896,334</u>	<u>1,350,692</u>	<u>515,211</u>	<u>142,080</u>	<u>14,501,219</u>
Operating Expenses:						
Maintenance	-	-	798,099	-	-	798,099
Claims and Administration	319,262	12,617,084	-	293,096	200,741	13,430,183
Depreciation	-	-	466,100	-	-	466,100
<b>Total Operating Expenses</b>	<u>319,262</u>	<u>12,617,084</u>	<u>1,264,199</u>	<u>293,096</u>	<u>200,741</u>	<u>14,694,382</u>
Operating income (loss)	<u>277,640</u>	<u>(720,750)</u>	<u>86,493</u>	<u>222,115</u>	<u>(58,661)</u>	<u>(193,163)</u>
Nonoperating Revenues (Expenses):						
Interest Income	-	42,276	1,384	-	-	43,660
<b>Total Nonoperating Revenues (Expenses)</b>	<u>-</u>	<u>42,276</u>	<u>1,384</u>	<u>-</u>	<u>-</u>	<u>43,660</u>
Income (Loss) Before Contributions and Transfers	<u>277,640</u>	<u>(678,474)</u>	<u>87,877</u>	<u>222,115</u>	<u>(58,661)</u>	<u>(149,503)</u>
Capital Contributions	-	-	3,040,980	-	-	3,040,980
Change in Net Position	277,640	(678,474)	3,128,857	222,115	(58,661)	2,891,477
Net Position - January 1	<u>1,569,125</u>	<u>4,276,309</u>	<u>11,610,318</u>	<u>593,742</u>	<u>145,114</u>	<u>18,194,608</u>
Net Position - December 31	<u>\$ 1,846,765</u>	<u>\$ 3,597,835</u>	<u>\$ 14,739,175</u>	<u>\$ 815,857</u>	<u>\$ 86,453</u>	<u>\$ 21,086,085</u>

**WOOD COUNTY, WISCONSIN**  
INTERNAL SERVICE FUNDS  
Combining Statement of Cash Flows

For the Year Ended December 31, 2017

	Workers Compensation	Employee Health Plan	Building Maintenance	OPEB	PC Replacement	Total Internal Service Funds
<b>INCREASE (DECREASE) IN CASH</b>						
<b>CASH FLOWS FROM OPERATING ACTIVITIES</b>						
Cash received from grants, customers and third-party payors	\$ -	\$ 2,749,305	\$ 51,947	\$ -	\$ -	\$ 2,801,252
Cash received from interfund charges	596,902	9,371,759	1,298,745	515,211	142,080	11,924,697
Cash paid to employees for services	(65,787)	-	(184,370)	-	-	(250,157)
Cash paid to suppliers for goods and services	(492,076)	(12,543,213)	(793,168)	(515,211)	(142,080)	(14,485,748)
Cash paid to interfund charges	(19,186)	(1,716)	(78,974)	-	-	(99,876)
Net cash provided (used) by operating activities	<u>19,853</u>	<u>(423,865)</u>	<u>294,180</u>	<u>-</u>	<u>-</u>	<u>(109,832)</u>
<b>CASH FLOWS FROM NONCAPITAL FINANCING ACTIVITIES</b>						
Transfers out	-	-	-	-	-	-
Net cash provided (used) by non-capital financing activities	<u>-</u>	<u>-</u>	<u>-</u>	<u>-</u>	<u>-</u>	<u>-</u>
<b>CASH FLOWS FROM CAPITAL AND RELATED FINANCING ACTIVITIES</b>						
Additions to property and equipment	-	-	(3,379,143)	-	-	(3,379,143)
Long term advance (to) from other funds	-	-	42,599	-	-	42,599
Net cash provided (used) by capital and related financing activities	<u>-</u>	<u>-</u>	<u>(295,564)</u>	<u>-</u>	<u>-</u>	<u>(295,564)</u>
<b>CASH FLOWS FROM INVESTING ACTIVITIES</b>						
Interest received	-	42,276	1,384	-	-	43,660
Net cash provided (used) by investing activities	<u>-</u>	<u>42,276</u>	<u>1,384</u>	<u>-</u>	<u>-</u>	<u>43,660</u>
Net increase (decrease) in cash	19,853	(381,589)	-	-	-	(361,736)
Cash balance at beginning of year	7,371	5,775,962	-	-	-	5,783,333
Cash balance at end of year	<u>\$ 27,224</u>	<u>\$ 5,394,373</u>	<u>\$ -</u>	<u>\$ -</u>	<u>\$ -</u>	<u>\$ 5,421,597</u>
Cash and temporary cash investments	<u>\$ 27,224</u>	<u>\$ 5,394,373</u>	<u>\$ -</u>	<u>\$ -</u>	<u>\$ -</u>	<u>\$ 5,421,597</u>
	<u>\$ 27,224</u>	<u>\$ 5,394,373</u>	<u>\$ -</u>	<u>\$ -</u>	<u>\$ -</u>	<u>\$ 5,421,597</u>
<b>Reconciliation of Operating Income (Loss)</b>						
<b>to Net Cash Provided by (Used for) Operating Activities:</b>						
Operating income (loss)	<u>\$ 277,640</u>	<u>\$ (720,750)</u>	<u>\$ 86,493</u>	<u>\$ 222,115</u>	<u>\$ (58,661)</u>	<u>\$ (193,163)</u>
Adjustments to reconcile the excess (deficiency) of revenues over expenses to net cash provided (used) by operating activities:						
Depreciation and amortization	-	-	466,100	-	-	466,100
Changes in operating assets and liabilities:						
Decrease (increase) in:						
Accounts receivable/due from other governments	-	-	-	-	-	-
Due from other funds	(215,376)	-	(274,216)	(222,115)	-	(711,707)
Increase (decrease) in:						
Accounts payable/due to other governments	-	-	(1,089)	-	-	(1,089)
Pension related items	-	-	16,413	-	-	16,413
Due to other funds	-	224,730	-	-	58,661	283,391
Accrued liabilities	(3)	-	479	-	-	476
Claims payable	(42,408)	72,155	-	-	-	29,747
Total adjustments	<u>(257,787)</u>	<u>296,885</u>	<u>207,687</u>	<u>(222,115)</u>	<u>58,661</u>	<u>83,331</u>
Net cash provided (used) by operating activities	<u>\$ 19,853</u>	<u>\$ (423,865)</u>	<u>\$ 294,180</u>	<u>\$ -</u>	<u>\$ -</u>	<u>\$ (109,832)</u>
<b>Schedule of non-cash capital and related financing activities:</b>						
Contributions of capital assets	\$ -	\$ -	\$ 3,040,980	\$ -	\$ -	\$ -

# STATISTICAL SECTION

STATISTICAL  
SECTION

THIS PAGE LEFT BLANK INTENTIONALLY

## WOOD COUNTY, WISCONSIN

### STATISTICAL SECTION

This part of Wood County's comprehensive annual financial report presents detailed information as a context for understanding what the information in the financial statements, note disclosures and required supplementary information says about Wood County's overall financial health:

<b>Contents</b>	<b>Pages</b>
<u>Financial Trends</u> These schedules contain trend information to help the reader understand how the county's financial performance and well-being have changed over time.	116-123
<u>Revenue Capacity</u> These schedules contain information to help the reader assess the county's most significant local revenue source, the property tax.	124-127
<u>Debt Capacity</u> These schedules present information to help the reader assess the affordability of the county's current levels of outstanding debt and the county's ability to issue additional debt in the future.	128-133
<u>Demographic and Economic Information</u> These schedules offer demographic and economic indicators to help the reader understand the environment within which the county's financial activities take place.	134-135
<u>Operating Information</u> These schedules contain service and infrastructure data to help the reader understand how the information in the county's financial report relates to the services that the county provides and the activities it performs.	136-141

Sources: Unless otherwise noted, the information in these schedules is derived from the comprehensive annual financial reports for the relevant year.

**WOOD COUNTY, WISCONSIN**  
**NET POSITION BY COMPONENT**  
**LAST TEN FISCAL YEARS**  
As of December 31  
(UNAUDITED)

	<u>2008</u>	<u>2009</u>	<u>2010</u>	<u>2011</u>	<u>2012</u>	<u>2013</u>	<u>2014</u>	<u>2015</u>	<u>2016</u>	<u>2017</u>
Governmental activities										
Net Investment in capital assets	\$ 64,988,316	\$ 69,855,198	\$ 73,186,403	\$ 74,202,728	\$ 73,891,944	\$ 76,585,512	\$ 77,927,444	\$ 76,753,878	\$ 77,240,753	\$ 74,992,290
Restricted	106,677	115,052	115,195	118,880	-	1,030,100	264,243	4,237,148	207,232	2,050,627
Unrestricted	12,194,735	13,872,879	15,084,688	17,778,955	17,903,057	15,468,639	13,988,120	18,141,818	19,422,010	19,114,673
Total governmental activities net position	<u>77,289,728</u>	<u>83,843,129</u>	<u>88,386,286</u>	<u>92,100,563</u>	<u>91,795,001</u>	<u>93,084,251</u>	<u>92,179,807</u>	<u>99,132,844</u>	<u>96,869,995</u>	<u>96,157,590</u>
Business type activities										
Net Investment in capital assets	7,053,232	6,935,524	6,393,193	5,752,008	5,413,428	6,949,707	8,226,227	8,820,084	8,540,347	9,111,531
Restricted	-	-	-	-	-	-	-	791,333	-	-
Unrestricted	(1,883,816)	(1,903,402)	(2,058,353)	(1,709,379)	(1,225,109)	(2,085,883)	(2,425,273)	(1,632,947)	(674,487)	(877,959)
Total business-type activities net position	<u>5,169,416</u>	<u>5,032,122</u>	<u>4,334,840</u>	<u>4,042,629</u>	<u>4,188,319</u>	<u>4,863,824</u>	<u>5,800,954</u>	<u>7,978,470</u>	<u>7,865,860</u>	<u>8,233,572</u>
Total government										
Net Investment in capital assets	72,041,548	76,790,722	79,579,596	79,954,736	79,305,372	83,535,219	86,153,671	85,573,962	85,781,100	84,103,821
Restricted	106,677	115,052	115,195	118,880	-	1,030,100	264,243	5,028,481	207,232	2,050,627
Unrestricted	10,310,919	11,969,477	13,026,335	16,069,576	16,677,948	13,382,756	11,562,847	16,508,871	18,747,523	18,236,714
Total government net position	<u>\$ 82,459,144</u>	<u>\$ 88,875,251</u>	<u>\$ 92,721,126</u>	<u>\$ 96,143,192</u>	<u>\$ 95,983,320</u>	<u>\$ 97,948,075</u>	<u>\$ 97,980,761</u>	<u>\$ 107,111,314</u>	<u>\$ 104,735,855</u>	<u>\$ 104,391,162</u>

SOURCE: Annual audited financial statements for Wood County.



**THIS PAGE LEFT BLANK INTENTIONALLY**

**WOOD COUNTY, WISCONSIN**  
**CHANGES IN NET POSITION**  
**LAST TEN FISCAL YEARS**  
 (accrual basis of accounting)  
 As of December 31  
 (UNAUDITED)

	2008	2009	2010	2011	2012	2013	2014	2015	2016	2017
<b>Expenses</b>										
Governmental activities										
General government	\$ 6,611,832	\$ 7,059,274	\$ 8,175,605	\$ 8,298,856	\$ 9,104,830	\$ 8,737,079	\$ 9,526,812	\$ 9,517,503	\$ 10,797,147	\$ 11,036,198
Public safety	10,558,857	10,458,241	10,980,979	10,814,398	10,728,818	10,655,253	11,887,569	11,146,421	11,725,132	11,213,547
Public works	5,078,963	3,826,105	4,459,213	3,937,824	6,168,019	4,303,261	5,921,842	5,702,938	3,893,994	4,569,221
Health and social services	17,310,173	13,726,635	13,484,244	14,276,962	29,257,698	29,008,240	28,046,478	29,172,399	32,258,674	34,262,598
Culture, recreation and education	2,905,160	2,941,990	2,928,638	3,009,567	2,629,245	3,145,151	3,088,193	2,929,157	2,786,729	3,326,197
Conservation and development	1,484,838	1,615,457	1,682,469	1,636,016	1,751,417	1,240,748	1,365,747	1,698,728	2,036,617	1,684,468
Interest and fiscal charges	235,075	161,858	101,688	70,766	112,458	70,350	153,852	284,323	363,607	454,339
Total governmental activities	44,184,898	39,789,560	41,812,836	42,044,389	59,752,485	57,160,082	59,990,493	60,451,469	63,861,900	66,546,568
Business-type activities										
Edgewater Haven Nursing Home	7,863,816	7,487,469	7,570,963	7,129,589	7,123,763	7,461,005	7,678,596	7,795,417	7,646,595	6,846,167
Unified Services Board	24,842,492	17,556,235	16,117,593	15,855,575	-	-	-	-	-	-
Highway	5,656,332	4,894,064	5,751,158	6,668,672	6,297,118	4,408,711	5,082,381	5,084,011	5,600,814	5,222,345
Total business-type activities	38,362,640	29,937,768	29,439,714	29,653,836	13,420,881	11,869,716	12,760,977	12,879,428	13,247,409	12,068,512
<b>Total expenses</b>	<b>\$ 82,547,538</b>	<b>\$ 69,727,328</b>	<b>\$ 71,252,550</b>	<b>\$ 71,698,225</b>	<b>\$ 73,173,366</b>	<b>\$ 69,029,798</b>	<b>\$ 72,751,470</b>	<b>\$ 73,330,897</b>	<b>\$ 77,109,309</b>	<b>\$ 78,615,080</b>
<b>Program Revenues</b>										
Governmental activities										
Charges for services										
General government	\$ 2,705,530	\$ 3,040,902	\$ 3,023,629	\$ 3,116,755	\$ 3,058,370	\$ 2,915,264	\$ 3,083,267	\$ 2,981,812	\$ 2,848,845	\$ 3,085,161
Public safety	879,857	860,191	608,500	559,647	617,611	571,566	527,670	502,809	535,867	544,649
Public works	421,028	356,360	345,036	348,857	275,255	2,731,056	729,833	652,257	632,862	513,109
Health and social services	406,440	531,797	419,072	649,678	9,012,122	8,380,609	8,147,608	8,373,203	9,276,299	10,282,767
Culture, recreation and education	904,155	633,728	841,901	665,204	915,686	973,922	858,504	1,129,047	995,047	765,528
Conservation and development	226,973	227,607	232,738	316,517	288,290	358,119	289,639	335,611	333,605	323,254
Total charges for services	5,543,983	5,650,585	5,470,876	5,656,658	14,167,334	15,930,536	13,636,521	13,974,739	14,622,525	15,514,468
Operating Grants and Contributions										
General government	633,455	618,561	677,011	572,465	595,531	484,501	630,025	633,813	591,004	733,254
Public safety	419,300	358,615	472,421	633,863	366,899	375,295	418,928	426,152	420,631	432,672
Public works	1,817,838	5,049,155	2,074,582	1,790,041	1,614,551	1,928,259	2,389,835	2,161,496	1,680,246	1,830,061
Health and human services	12,540,447	10,361,189	8,906,156	9,515,136	11,068,137	9,982,700	10,153,496	10,950,650	12,301,830	13,868,575
Culture, recreation and education	279,839	176,940	274,037	229,021	372,226	326,885	473,179	423,839	432,089	202,025
Conservation and development	705,498	388,170	738,903	641,873	502,465	303,238	362,335	577,343	702,159	416,622
Capital Grants & Contributions Public Safety	-	-	-	-	-	-	-	-	-	-
Total operating grants and contributions	16,396,377	16,952,630	13,143,110	13,382,399	14,519,809	13,400,878	14,427,798	15,173,293	16,127,959	17,483,209
Capital grants and contributions	-	-	3,026,183	365,175	737,233	-	-	-	-	-
Total governmental activities	21,940,360	22,603,215	21,640,169	19,404,232	29,424,376	29,331,414	28,064,319	29,148,032	30,750,484	32,997,677
Business-type activities										
Charges for services										
Edgewater Haven Nursing Home	7,435,362	6,735,851	6,343,997	6,042,600	5,729,425	6,000,364	6,317,738	6,004,646	5,625,126	5,132,674
Unified Services Board	6,846,165	9,440,174	7,349,374	8,405,663	-	-	-	-	-	-
Highway	5,664,595	4,810,096	5,382,239	6,682,936	6,598,145	4,645,051	5,614,599	5,877,035	5,981,215	5,818,503
Total charges for services	19,946,122	20,986,121	19,075,610	21,131,199	12,327,570	10,645,415	11,932,337	11,881,681	11,606,341	10,951,177

Operating grants and contributions										
Edgewater Haven Nursing Home	42,905	92,174	11,020	18,899	12,617	15,791	7,043	14,832	19,791	87,442
Unified Services Board	11,524,338	2,821,480	3,381,312	3,449,222	-	-	-	-	-	-
Highway	63,466	21,820	21,056	31,732	296,189	1,451	22,513	133,062	-	-
	<u>11,630,709</u>	<u>2,935,474</u>	<u>3,413,388</u>	<u>3,499,853</u>	<u>308,806</u>	<u>17,242</u>	<u>29,556</u>	<u>147,894</u>	<u>19,791</u>	<u>87,442</u>
Capital grants and contributions										
	-	-	-	-	350,618	1,436,384	1,030,101	-	-	-
Total business-type activities	<u>31,576,831</u>	<u>23,921,595</u>	<u>22,488,998</u>	<u>24,631,052</u>	<u>12,986,994</u>	<u>12,099,041</u>	<u>12,991,994</u>	<u>12,029,575</u>	<u>11,626,132</u>	<u>11,038,619</u>
Total Program revenues	<u>\$ 53,517,191</u>	<u>\$ 46,524,810</u>	<u>\$ 44,129,167</u>	<u>\$ 44,035,284</u>	<u>\$ 42,411,370</u>	<u>\$ 41,430,455</u>	<u>\$ 41,056,313</u>	<u>\$ 41,177,607</u>	<u>\$ 42,376,616</u>	<u>\$ 44,036,296</u>
Net (expense) revenue										
Governmental activities	\$ (22,244,538)	\$ (17,186,345)	\$ (20,172,667)	\$ (22,640,157)	\$ (30,328,109)	\$ (27,828,668)	\$ (31,926,174)	\$ (31,303,437)	\$ (33,111,416)	\$ (33,548,891)
Business-type activities	(6,785,809)	(6,016,173)	(6,950,716)	(5,022,784)	(433,887)	229,325	231,017	(849,853)	(1,621,277)	(1,029,893)
Total	<u>(29,030,347)</u>	<u>(23,202,518)</u>	<u>(27,123,383)</u>	<u>(27,662,941)</u>	<u>(30,761,996)</u>	<u>(27,599,343)</u>	<u>(31,695,157)</u>	<u>(32,153,290)</u>	<u>(34,732,693)</u>	<u>(34,578,784)</u>
General revenues and other changes in net position										
Governmental activities										
Property taxes	15,246,690	16,037,359	15,942,672	16,078,809	21,755,998	21,735,236	21,371,782	22,046,871	22,399,210	23,948,132
County sales tax	4,869,216	4,599,683	4,534,415	4,720,786	5,013,638	5,047,888	6,249,538	5,691,874	4,705,221	5,808,494
Grants and contributions not restricted to specific programs	4,010,034	2,227,016	3,981,715	3,882,459	3,144,803	3,271,370	3,327,481	3,400,547	3,320,667	3,373,141
Payments in lieu of taxes	11,551	12,254	13,397	13,603	13,221	13,121	13,642	9,371	16,093	18,370
Premium on debt issue	-	-	-	-	-	15,633	-	-	-	-
Unrestricted investment earnings	765,973	247,174	180,861	128,405	116,902	(8,121)	113,628	65,794	129,459	139,970
Transfers	161,604	616,260	62,764	1,530,373	(273,101)	(957,209)	113,107	(678,817)	(509,208)	(451,621)
Total governmental activities	<u>25,065,068</u>	<u>23,739,746</u>	<u>24,715,824</u>	<u>26,354,435</u>	<u>29,771,461</u>	<u>29,117,918</u>	<u>31,189,178</u>	<u>30,535,640</u>	<u>30,061,442</u>	<u>32,836,486</u>
Business-type activities										
Property taxes	6,877,052	6,347,177	6,316,198	6,260,946	557,561	338,415	718,251	749,957	984,971	938,437
Unrestricted investment earnings	-	-	-	-	-	-	-	-	88	139
Gain (loss) on sale of capital assets	-	-	-	-	-	-	-	-	14,400	7,408
Transfers	(161,604)	(616,260)	(62,764)	(1,530,373)	273,101	957,209	(113,107)	678,817	509,208	451,621
	<u>6,715,448</u>	<u>5,730,917</u>	<u>6,253,434</u>	<u>4,730,573</u>	<u>830,662</u>	<u>1,295,624</u>	<u>605,144</u>	<u>1,428,774</u>	<u>1,508,667</u>	<u>1,397,605</u>
Total general revenues and transfers	<u>31,780,516</u>	<u>29,470,663</u>	<u>30,969,258</u>	<u>31,085,008</u>	<u>30,602,123</u>	<u>30,413,542</u>	<u>31,794,322</u>	<u>31,964,414</u>	<u>31,570,109</u>	<u>34,234,091</u>
Change in net position										
Governmental activities	2,820,530	6,553,401	4,543,157	3,714,278	(556,648)	1,289,250	(736,996)	(767,797)	(3,049,974)	(712,405)
Business-type activities	(70,361)	(285,256)	(697,282)	(292,211)	396,775	1,524,949	836,161	578,921	(112,610)	367,712
Total	<u>\$ 2,750,169</u>	<u>\$ 6,268,145</u>	<u>\$ 3,845,875</u>	<u>\$ 3,422,067</u>	<u>\$ (159,873)</u>	<u>\$ 2,814,199</u>	<u>\$ 99,165</u>	<u>\$ (188,876)</u>	<u>\$ (3,162,584)</u>	<u>\$ (344,693)</u>

SOURCE: Annual audited financial statements for Wood County.

**WOOD COUNTY, WISCONSIN**  
**GOVERNMENTAL ACTIVITIES TAX REVENUE BY SOURCE**  
**LAST TEN FISCAL YEARS**  
 (accrual basis of accounting)  
 (UNAUDITED)

<b>Year</b>	<b>Property Tax</b>	<b>Sales Tax</b>	<b>Other Taxes</b>	<b>Total</b>
2008	15,246,690	4,869,216	11,551	20,127,457
2009	16,037,359	4,599,683	12,254	20,649,296
2010	15,942,672	4,534,415	13,397	20,490,484
2011	16,078,809	4,720,786	13,603	20,813,198
2012	21,755,998	5,013,638	13,221	26,782,857
2013	21,735,236	5,047,888	13,121	26,796,245
2014	21,371,782	6,249,538	13,642	27,634,962
2015	22,046,871	5,691,874	9,371	27,748,116
2015	22,399,210	4,705,221	16,093	27,120,524
2017	23,948,132	5,808,494	18,370	29,774,996

SOURCE: Annual audited financial statements for Wood County.

**WOOD COUNTY, WISCONSIN**  
**FUND BALANCES OF GOVERNMENTAL FUNDS**  
**LAST TEN FISCAL YEARS**  
(modified accrual basis of accounting)  
As of December 31  
(UNAUDITED)

	2008	2009	2010	2011	2012	2013	2014	2015	2016	2017
General fund										
Reserved	\$ 989,105	\$ 1,241,926	\$ 976,985	\$ -	\$ -	\$ -	\$ -	\$ -	\$ -	\$ -
Unreserved	9,076,634	9,065,355	8,944,738	-	-	-	-	-	-	-
Nonspendable										
Prepays and inventory	-	-	-	281,641	335,281	405,044	321,143	325,299	489,778	352,786
Delinquent property tax	-	-	-	-	-	2,103,219	2,060,925	2,051,762	2,201,954	1,420,511
Committed	-	-	-	663,721	919,985	968,859	1,094,627	1,314,854	1,604,614	1,444,812
Assigned	-	-	-	643,004	1,269,988	1,788,692	-	1,316,539	1,931,780	2,431,983
Unassigned	-	-	-	11,097,990	11,084,576	7,374,468	8,897,464	9,367,226	8,493,759	11,890,939
Total general fund	<u>\$ 10,065,739</u>	<u>\$ 10,307,281</u>	<u>\$ 9,921,723</u>	<u>\$ 12,686,356</u>	<u>\$ 13,609,830</u>	<u>\$ 12,640,282</u>	<u>\$ 12,374,159</u>	<u>\$ 14,375,680</u>	<u>\$ 14,721,885</u>	<u>\$ 17,541,031</u>
All other governmental funds										
Nonspendable										
Prepays and inventory	\$ -	\$ -	\$ -	\$ -	\$ 97,316	\$ 60,064	\$ 68,062	\$ 56,975	\$ 61,845	\$ 69,152
Restricted										
Capital Projects	-	-	-	363,457	2,467,639	1,030,100	5,327,274	5,762,966	7,744,986	3,690,000
Debt service fund	-	-	-	-	-	-	318,227	213,811	207,232	2,050,627
Reserved										
Special revenue funds	106,677	115,052	133,369	-	-	-	-	-	-	-
Debt service fund	62,302	62,302	62,302	-	-	-	-	-	-	-
Unreserved										
Capital Projects	141,366	9,251	3,100	-	-	-	-	-	-	-
Special revenue funds	2,150,713	2,079,205	1,708,464	-	-	-	-	-	-	-
Assigned										
Special revenue funds	-	-	-	1,603,655	1,209,279	1,237,602	1,349,716	1,297,799	1,193,601	1,092,945
Debt service fund	-	-	-	62,302	248,466	-	-	-	-	-
Unassigned	-	-	-	-	(935,273)	(1,028,633)	214,243	(548,436)	(2,183,985)	(1,268,460)
Total of all other governmental funds	<u>\$ 2,461,058</u>	<u>\$ 2,265,810</u>	<u>\$ 1,907,235</u>	<u>\$ 2,029,414</u>	<u>\$ 3,087,427</u>	<u>\$ 1,299,133</u>	<u>\$ 7,277,522</u>	<u>\$ 6,783,115</u>	<u>\$ 7,023,679</u>	<u>\$ 5,634,264</u>
Total governmental funds	<u>\$ 12,526,797</u>	<u>\$ 12,573,091</u>	<u>\$ 11,828,958</u>	<u>\$ 14,715,770</u>	<u>\$ 16,697,257</u>	<u>\$ 13,939,415</u>	<u>\$ 19,651,681</u>	<u>\$ 21,158,795</u>	<u>\$ 21,745,564</u>	<u>\$ 23,175,295</u>

SOURCE: Annual audited financial statements for Wood County.

Note: In fiscal year 2011, the fund balance classifications were changed to conform to the requirements of GASB 54.

**WOOD COUNTY, WISCONSIN**  
**CHANGES IN FUND BALANCES OF GOVERNMENTAL FUNDS**  
**LAST TEN FISCAL YEARS**  
(modified accrual basis of accounting)  
As of December 31  
(UNAUDITED)

	2008	2009	2010	2011	2012	2013	2014	2015	2016	2017
<b>Revenues</b>										
Taxes	\$ 20,379,721	\$ 21,122,172	\$ 20,902,892	\$ 21,279,906	\$ 27,442,439	\$ 27,337,690	\$ 28,303,467	\$ 28,306,992	\$ 27,709,375	\$ 30,732,164
Intergovernmental	19,645,614	18,854,893	16,610,845	16,889,640	17,102,769	15,853,713	16,551,009	17,600,054	18,867,828	20,044,198
Public charges for services	2,323,906	2,112,711	2,435,133	2,427,826	11,158,153	10,379,608	10,737,802	10,281,114	9,808,238	12,313,597
Regulation and compliance	621,338	583,661	590,580	698,930	633,686	716,123	664,229	613,642	634,528	798,586
Intergovernmental charges for services	3,887,603	1,567,056	1,201,769	1,252,581	1,471,259	3,877,231	3,023,808	5,251,304	5,449,048	5,208,519
Investment income	561,482	253,717	183,666	110,836	123,012	(3,806)	117,866	65,986	125,417	144,521
Miscellaneous	785,651	359,437	3,596,108	852,537	1,575,436	864,247	1,240,941	579,391	707,408	807,601
<b>Total revenues</b>	<b>48,205,315</b>	<b>44,853,647</b>	<b>45,520,993</b>	<b>43,512,256</b>	<b>59,506,754</b>	<b>59,024,806</b>	<b>60,639,122</b>	<b>62,698,483</b>	<b>63,301,842</b>	<b>70,049,186</b>
<b>Expenditures</b>										
<b>Current</b>										
General government	6,068,988	6,191,798	6,394,819	7,154,456	7,436,332	7,824,573	8,218,866	8,267,261	8,528,555	8,126,243
Public safety	10,343,274	10,638,047	10,896,388	10,815,207	10,440,536	10,562,870	11,176,644	10,699,173	10,841,602	11,231,474
Public works	7,129,787	8,278,329	8,270,525	5,159,251	5,744,251	7,548,034	7,811,502	6,604,949	6,199,579	6,234,101
Health and human services	17,337,235	13,987,047	14,665,274	14,170,040	28,797,883	27,911,405	27,431,716	29,308,074	31,908,549	33,062,730
Culture, recreation and education	2,747,703	2,942,486	3,112,954	3,091,611	2,929,264	3,572,028	3,183,312	3,493,953	3,457,954	3,109,753
Conservation and development	1,471,360	1,670,340	1,719,450	1,627,006	1,738,303	1,239,670	1,405,436	1,986,460	1,989,107	1,636,060
Capital outlay	158,793	132,115	6,151	389,643	650,561	1,437,539	1,339,413	7,584,313	5,946,394	9,316,355
<b>Debt Service</b>										
Principal retirement	1,865,000	1,625,000	700,000	700,000	1,450,000	370,000	390,000	1,940,000	3,170,000	2,368,900
Interest and fiscal charges	242,850	168,250	101,500	70,000	109,224	96,267	116,068	313,502	396,337	461,960
<b>Total expenditures</b>	<b>47,364,990</b>	<b>45,633,412</b>	<b>45,867,061</b>	<b>43,177,214</b>	<b>59,296,354</b>	<b>60,562,386</b>	<b>61,072,957</b>	<b>70,197,685</b>	<b>72,438,077</b>	<b>75,547,576</b>
Excess of revenues over (under) expenditures	840,325	(779,765)	(346,068)	335,042	210,400	(1,537,580)	(433,835)	(7,499,202)	(9,136,235)	(5,498,390)
<b>Other Financing Sources (Uses)</b>										
Issuance of debt	-	-	-	750,000	3,610,000	-	5,685,000	8,867,786	9,730,000	7,170,966
Premium on bonds/notes	-	-	-	-	-	-	318,227	193,391	188,273	195,013
Capital contributions	-	-	-	-	-	-	-	440,000	-	-
Capital leases	34,376	30,512	33,366	16,419	-	-	-	-	-	-
Operating transfers in	5,743,314	6,484,682	4,885,905	2,556,652	1,114,727	854,612	1,493,727	480,222	788,100	494,156
Operating transfers out	(5,423,772)	(5,689,135)	(5,317,336)	(771,301)	(1,315,605)	(2,074,874)	(1,350,853)	(975,083)	(983,369)	(932,014)
<b>Total other financing sources (uses)</b>	<b>353,918</b>	<b>826,059</b>	<b>(398,065)</b>	<b>2,551,770</b>	<b>3,409,122</b>	<b>(1,220,262)</b>	<b>6,146,101</b>	<b>9,006,316</b>	<b>9,723,004</b>	<b>6,928,121</b>
<b>Net changes in fund balances</b>	<b>\$ 1,194,243</b>	<b>\$ 46,294</b>	<b>\$ (744,133)</b>	<b>\$ 2,886,812</b>	<b>\$ 3,619,522</b>	<b>\$ (2,757,842)</b>	<b>\$ 5,712,266</b>	<b>\$ 1,507,114</b>	<b>\$ 586,769</b>	<b>\$ 1,429,731</b>
Debt service as a percentage of noncapital expenditures	4.47%	3.94%	1.75%	1.80%	2.66%	0.79%	0.85%	3.60%	5.36%	4.27%

**WOOD COUNTY, WISCONSIN**  
**GENERAL GOVERNMENTAL TAX REVENUE BY SOURCE**  
**LAST TEN FISCAL YEARS**  
(modified accrual basis of accounting)  
(UNAUDITED)

<b>Year</b>	<b>Property Tax</b>	<b>Sales Tax</b>	<b>Other Taxes</b>	<b>Total</b>
2008	14,811,803	5,078,855	489,063	20,379,721
2009	15,883,520	4,869,216	369,436	21,122,172
2010	15,780,259	4,599,683	522,950	20,902,892
2011	16,250,755	4,534,414	494,737	21,279,906
2012	22,179,779	4,720,786	541,874	27,442,439
2013	21,697,163	5,013,638	626,889	27,337,690
2014	22,716,027	5,047,888	539,552	28,303,467
2015	21,451,193	6,249,538	606,261	28,306,992
2016	22,358,172	4,705,222	645,981	27,709,375
2017	24,101,135	5,808,494	822,535	30,732,164

SOURCE: Annual audited financial statements for Wood County.

**WOOD COUNTY WISCONSIN**  
PROPERTY VALUES  
LAST TEN FISCAL YEARS  
(UNAUDITED)

PROPERTY VALUE (1) (A)	2008		2009		2010		2011		2012	
	VALUE	PERCENT	VALUE	PERCENT	VALUE	PERCENT	VALUE	PERCENT	VALUE	PERCENT
REAL ESTATE:										
RESIDENTIAL	\$ 3,022,492,350	64.43 %	\$ 2,995,307,800	64.32 %	\$ 2,989,361,700	63.55 %	\$ 3,020,172,900	64.28 %	\$ 2,984,642,800	64.15 %
COMMERCIAL	836,104,200	17.82	820,903,600	17.63	874,220,700	18.58	879,080,800	18.71	880,001,400	18.91
MANUFACTURING	223,101,500	4.76	214,594,900	4.61	210,063,900	4.47	210,748,100	4.49	218,236,000	4.69
AGRICULTURAL	22,786,800	0.49	22,855,800	0.49	22,703,900	0.48	22,271,200	0.47	22,256,600	0.48
SWAMP & WASTE	38,343,600	0.82	44,058,000	0.95	44,395,000	0.94	42,023,600	0.89	37,933,400	0.82
FOREST	196,592,700	4.19	217,039,800	4.66	220,415,900	4.69	194,946,300	4.15	190,641,800	4.10
OTHER	153,617,500	3.27	158,446,000	3.40	156,810,100	3.33	148,334,500	3.16	134,141,500	2.88
	\$ 4,493,038,650	95.77 %	\$ 4,473,205,900	96.05 %	\$ 4,517,971,200	96.04 %	\$ 4,517,577,400	96.15 %	\$ 4,467,853,500	96.02 %
PERSONAL PROPERTY	\$ 198,283,750	4.23 %	\$ 184,012,850	3.95 %	\$ 186,239,000	3.96 %	\$ 180,677,700	3.85 %	\$ 185,053,400	3.98 %
TOTAL PROPERTY VALUE	\$ 4,691,322,400	100.00 %	\$ 4,657,218,750	100.00 %	\$ 4,704,210,200	100.00 %	\$ 4,698,255,100	100.00 %	\$ 4,652,906,900	100.00 %
Reduced by Tax Incremental District (TID) values	82,433,250		77,856,100		107,489,150		106,699,850		112,633,650	
TOTAL EQUALIZED VALUE	\$ 4,608,889,150		\$ 4,579,362,650		\$ 4,596,721,050		\$ 4,591,555,250		\$ 4,540,273,250	
Total tax rate based on equalized values per thousand	4.8568		4.8606		4.8599		4.8597		4.8616	
<b>PROPERTY VALUE (1) (A)</b>										
REAL ESTATE:										
RESIDENTIAL	\$ 2,987,967,500	64.10 %	\$ 3,011,128,900	63.84 %	\$ 3,074,153,100	63.61 %	\$ 3,128,508,300	64.24 %	\$ 3,175,577,700	63.60 %
COMMERCIAL	869,195,800	18.65	930,309,100	19.72	944,097,200	19.54	931,108,500	19.12	993,308,900	19.89
MANUFACTURING	221,501,700	4.75	204,059,000	4.33	210,413,600	4.35	211,806,000	4.35	212,615,200	4.26
AGRICULTURAL	21,238,300	0.46	21,081,400	0.45	21,425,500	0.44	21,537,400	0.44	21,935,200	0.44
SWAMP & WASTE	35,182,700	0.75	35,954,900	0.76	38,330,100	0.79	37,080,500	0.76	36,220,300	0.73
FOREST	196,671,200	4.22	183,197,400	3.88	185,820,300	3.85	185,918,400	3.82	187,076,300	3.75
OTHER	142,194,200	3.05	138,340,000	2.93	147,662,000	3.06	149,846,800	3.08	155,567,500	3.12
	\$ 4,473,951,400	95.98 %	\$ 4,524,070,700	95.91 %	\$ 4,621,901,800	95.64 %	\$ 4,665,805,900	95.81 %	\$ 4,782,301,100	95.78 %
PERSONAL PROPERTY	\$ 187,506,000	4.02 %	\$ 192,866,600	4.09 %	\$ 210,705,700	4.36 %	\$ 204,240,300	4.19 %	\$ 210,868,100	4.22 %
TOTAL PROPERTY VALUE	\$ 4,661,457,400	100.00 %	\$ 4,716,937,300	100.00 %	\$ 4,832,607,500	100.00 %	\$ 4,870,046,200	100.00 %	\$ 4,993,169,200	100.00 %
Reduced by Tax Incremental District (TID) values	112,088,050		138,845,250		146,965,100		157,080,000		170,521,000	
TOTAL EQUALIZED VALUE	\$ 4,549,369,350		\$ 4,578,092,050		\$ 4,685,642,400		\$ 4,712,966,200		\$ 4,822,648,200	
Total tax rate based on equalized values per thousand	4.8554		4.9793		4.9901		5.2803		5.3177	

SOURCE: (1) Wisconsin Department of Revenue, Bureau of Property Tax, Statistical Report of Property Valuations.

NOTES: (A) Property values are reduced by the increment value of the tax increment districts (TID).



**WOOD COUNTY, WISCONSIN**  
**TWENTY PRINCIPAL TAXPAYERS**  
**2017 AND TEN YEARS PRIOR**  
**(UNAUDITED)**

TAXPAYER	2017			2008		
	EQUALIZED VALUE	Rank	PERCENTAGE OF TOTAL EQUALIZED VALUE (A)	EQUALIZED VALUE	Rank	PERCENTAGE OF TOTAL EQUALIZED VALUE
MARSHFIELD CLINIC	\$ 137,666,200	1	2.7571 %	\$ 131,673,058	2	3.0610
NEWPAGE/STORA ENSO CORP	44,374,800	2	0.8887	119,690,520	1	2.7824 %
MIDWEST COLD STORAGE	19,913,300	3	0.3988			-
CATALYST PAPER OPERATIONS INC	14,658,500	4	0.2936			-
OCEAN SPRAY CRANBERRIES	12,248,900	5	0.2453	14,017,974	7	0.3259
FARM CREDIT LEASING	11,309,200	6	0.2265			-
DOMTAR, A W CORP	10,841,000	7	0.2171	53,558,466	3	1.2451
ASPIRUS RIVERVIEW HOSPITAL	9,787,000	8	0.1960			-
DOMTAR WIS DAM CORP	9,638,800	9	0.1930			-
WISCONSIN RAPIDS REAL ESTATE	9,501,900	10	0.1903			-
WAL-MART STORES	9,481,000	11	0.1899	12,245,147	9	0.2847
RENAISSANCE/ADVANTAGE LEARNING IN	8,127,200	12	0.1628	10,579,964	10	0.2460
PREVENTION GENTICS	7,829,900	13	0.1568			-
RUESCH COMPANIES LLC	7,358,200	14	0.1474			-
ERCO WORLDWIDE INC	7,290,600	15	0.1460			-
MARSHFIELD DOOR SYSTEMS	6,339,000	16	0.1270	10,043,653	11	0.2335
RENNES DEVELOPMENT	5,844,700	17	0.1171	6,520,364	20	0.1516
SCS COUNTRYSIDE APARTMENTS LLC	5,555,600	18	0.1113			-
CRANBERRY LAND LLC	5,475,500	19	0.1097			-
DMI ACQUISITIONS LLC	5,202,400	20	0.1042			-
PLUM CREEK TIMBERLANDS	- *		-	21,102,239	4	0.4906
RAPIDS WAREHOUSE INC	-		-	16,788,062	5	0.3903
BADGER HOUSING ASSOICATES	-		-	15,424,765	6	0.3586
WAYNE GARDNER	- *		-	13,106,730	8	0.3047
SHOPKO	-		-	9,642,536	12	0.2242
NORTHWAY MALL OF MFLD	-		-	9,559,897	13	0.2222
WICK BUILDING SYSTEMS INC	-		-	8,645,194	17	0.2010
VEOLIA/ONYX CRANBERRY CREEK	-		-	8,999,905	15	0.2092
GLACIAL LAKE CRANBERRIES	- *		-	8,996,400	16	0.2091
MARSHFIELD DEVELOPMENT	-		-	6,531,238	19	0.1518
HOME DEPOT	-		-	7,239,202	18	0.1683
RIVERVIEW HOSPITAL				9,187,356	14	0.2136
<b>TOTAL</b>	<b>\$ 348,443,700</b>		<b>7.1548 %</b>	<b>\$ 493,552,670</b>		<b>11.4735 %</b>

SOURCE: Wood County Treasurer's Office.

NOTES: (A) Total equalized value of \$4,993,169,200 includes tax increment districts (TID).

\* Cannot determine equalized value for agricultural land, values are assessed values 123

**WOOD COUNTY, WISCONSIN**  
**EQUALIZED VALUE OF TAXABLE PROPERTY**  
**LAST TEN FISCAL YEARS**  
**(UNAUDITED)**

<b>LEVY YEAR</b>	<b>SETTLEMENT YEAR</b>	<b>TOTAL EQUALIZED VALUE (A)</b>	<b>PERCENT CHANGE</b>	<b>INCREMENT VALUE OF TAX INCREMENT DISTRICTS (TID)</b>	<b>TOTAL EQUALIZED VALUE MINUS TIDS (B)</b>	<b>PERCENT CHANGE</b>
2008	2009	4,691,322,400	2.98%	82,433,250	4,608,889,150	2.72%
2009	2010	4,657,218,750	-0.73%	77,856,100	4,579,362,650	-0.64%
2010	2011	4,704,210,200	1.01%	107,489,150	4,596,721,050	0.38%
2011	2012	4,698,255,100	-0.13%	106,699,850	4,591,555,250	-0.11%
2012	2013	4,652,906,900	-0.97%	112,633,650	4,540,273,250	-1.12%
2013	2014	4,661,457,400	0.18%	112,088,050	4,549,369,350	0.20%
2014	2015	4,716,937,300	1.19%	138,845,250	4,578,092,050	0.63%
2015	2016	4,832,607,500	2.45%	146,965,100	4,685,642,400	2.35%
2016	2017	4,870,046,200	0.77%	157,080,000	4,712,966,200	0.58%
2017	2018	4,993,169,200	2.53%	170,521,000	4,822,648,200	2.33%

SOURCE: Wisconsin Department of Revenue, Bureau of Property Tax, Statistical Report of Property Valuations.

NOTES: (A) Due to varying assessment policies in the municipalities, the County uses equalized value of taxable property for tax levy purposes. The equalized value ratios are determined by the Wisconsin Department of Revenue, Bureau of Property Tax.

(B) Equalized values are reduced by the increment value of tax increment districts (TID) for apportioning the County tax levy.

**WOOD COUNTY, WISCONSIN**  
**PROPERTY TAX LEVIES AND COLLECTIONS**  
**LAST TEN FISCAL YEARS (A)**  
**(UNAUDITED)**

LEVY YEAR	SETTLEMENT YEAR	TOTAL TAX LEVY (B)	AS OF DECEMBER 31 OF SETTLEMENT YEAR				CUMULATIVE AS OF DECEMBER 31, 2017 (C)		
			AMOUNT COLLECTED	PERCENT COLLECTED	AMOUNT DELINQUENT	PERCENT DELINQUENT	AMOUNT COLLECTED	AMOUNT DELINQUENT	PERCENT COLLECTED
2007	2008	22,120,784	\$ 20,912,606	94.5383	1,208,178	5.4617	\$ 22,106,659	\$ 14,125	99.9361
2008	2009	22,384,342	21,107,928	94.2977	1,276,414	5.7023	22,352,428	31,914	99.8574
2009	2010	22,258,674	20,720,545	93.0898	1,538,129	6.9102	22,217,970	40,704	99.8171
2010	2011	22,339,580	20,747,615	92.8738	1,591,965	7.1262	22,290,929	48,651	99.7822
2011	2012	22,313,366	20,945,994	93.8720	1,367,372	6.1280	22,261,617	51,749	99.7681
2012	2013	22,072,934	20,613,550	93.3884	1,459,384	6.6116	22,039,810	33,124	99.8499
2013	2014	22,089,008	20,706,591	93.7416	1,382,417	6.2584	21,961,776	127,232	99.4240
2014	2015	22,795,568	21,446,345	94.0812	1,349,223	5.9188	22,393,287	402,281	98.2353
2015	2016	23,382,056	21,299,940	91.0952	2,082,116	8.9048	22,643,741	738,315	96.8424
2016	2017	24,885,936	23,488,448	94.3844	1,397,488	5.6156	23,600,969	1,284,967	94.8366

SOURCE: Annual audited financial statements and adopted budgets for Wood County.

NOTES: (A) Wisconsin Statute 75.20 allows tax certificates to be carried for eleven years.

(B) The tax for levy year 2018 is \$25,645,546.

(C) Totals do not include \$258,040 due on tax deed parcels, \$40,367 due on tax deeded special assessments and \$18,345 on delinquent special assessments.

**WOOD COUNTY, WISCONSIN**  
**RATIO OF OUTSTANDING DEBT TO EQUALIZED VALUE**  
**AND DEBT PER CAPITA**  
**LAST TEN FISCAL YEARS**  
**(UNAUDITED)**

<u>YEAR ENDING DECEMBER 31</u>	<u>ESTIMATED POPULATION (1)</u>	<u>EQUALIZED VALUE (B)</u>	<u>OUTSTANDING DEBT ( C)</u>	<u>PERCENT OF DEBT TO EQUALIZED VALUE</u>	<u>DEBT PER CAPITA</u>
2008	74,519	4,691,322,400	3,875,783	0.0826%	52.01
2009	74,627	4,657,218,750	2,230,702	0.1382%	29.89
2010 (A)	74,807	4,704,210,200	1,532,616	3.2580%	20.49
2011	74,785	4,698,255,100	1,574,812	0.0335%	21.06
2012	74,424	4,652,906,900	3,793,556	0.0815%	50.97
2013	74,583	4,661,457,400	3,386,998	0.0727%	45.41
2014	74,749	4,716,937,300	8,974,550	0.1903%	120.06
2015	74,965	4,832,607,500	16,030,170	0.3317%	213.84
2016	74,998	4,870,046,200	22,713,964	0.4664%	302.86
2017	74,620	4,993,169,200	27,638,440	0.5535%	370.39

SOURCE: (1) Wisconsin Department of Administration, Demographic Service Center.

NOTES: (A) 2010 Census data.

(B) Equalized values are reduced by the increment value of the tax increment districts (TID).

( C) Outstanding Debt includes Capital Leases of \$164,426 and is net of premiums and discounts

**WOOD COUNTY, WISCONSIN**  
**LEGAL DEBT MARGIN INFORMATION**  
 LAST TEN FISCAL YEARS  
 (UNAUDITED)

	<u>2008</u>	<u>2009</u>	<u>2010</u>	<u>2011</u>	<u>2012</u>	<u>2013</u>	<u>2014</u>	<u>2015</u>	<u>2016</u>	<u>2017</u>
Equalized Value of Real and Personal Property	\$ 4,691,322,400	\$ 4,657,218,750	\$ 4,704,210,200	\$ 4,698,255,100	\$ 4,652,906,900	\$ 4,661,457,400	\$ 4,716,937,300	\$ 4,832,607,500	\$ 4,870,046,200	\$ 4,993,169,200
Debt Limit, 5% of Equalized Valuation (Wisconsin Statutory Limitation)	\$ 234,566,120	\$ 232,860,938	\$ 235,210,510	\$ 234,912,755	\$ 232,645,345	\$ 233,072,870	\$ 235,846,865	\$ 241,630,375	\$ 243,502,310	\$ 249,658,460
Amount of Debt Applicable to Debt Limitation:										
General Obligation Promissory Notes	3,690,517	2,075,812	1,383,875	1,450,000	3,610,000	3,240,000	8,535,000	15,280,000	21,840,000	26,655,000
Less: Debt Service Funds	<u>62,302</u>	<u>62,302</u>	<u>62,302</u>	<u>62,302</u>	<u>248,466</u>	<u>-</u>	<u>318,227</u>	<u>213,811</u>	<u>207,232</u>	<u>2,050,627</u>
Total Amount of Debt Applicable to Debt Margin	3,628,215	2,013,510	1,321,573	1,387,698	3,361,534	3,240,000	8,216,773	15,066,189	21,632,768	24,604,373
Legal Debt Margin (Debt Capacity)	<u>\$ 230,937,905</u>	<u>\$ 230,847,428</u>	<u>\$ 233,888,937</u>	<u>\$ 233,525,057</u>	<u>\$ 229,283,811</u>	<u>\$ 229,832,870</u>	<u>\$ 227,630,092</u>	<u>\$ 226,564,186</u>	<u>\$ 221,869,542</u>	<u>\$ 225,054,087</u>
Percentage of Debt Capacity Used	<u>1.55%</u>	<u>0.86%</u>	<u>0.56%</u>	<u>0.59%</u>	<u>1.44%</u>	<u>1.39%</u>	<u>3.48%</u>	<u>6.24%</u>	<u>8.88%</u>	<u>9.86%</u>

**WOOD COUNTY, WISCONSIN**  
**NET DIRECT AND OVERLAPPING GENERAL OBLIGATION DEBT**  
**ALL GOVERNMENTAL UNITS**  
**DECEMBER 31, 2017**  
**(UNAUDITED)**

<u>UNDERLYING DEBT</u>	<u>NET GENERAL OBLIGATION DEBT DECEMBER 31, 2017 (1)</u>	<u>PERCENTAGE APPLICABLE TO WOOD COUNTY (1) (2)</u>	<u>NET GENERAL OBLIGATION DEBT APPLICABLE TO WOOD COUNTY</u>
<b>DISTRICT:</b>			
<b>TOWN:</b>			
ARPIN	\$ -	100.00 %	\$ -
AUBURNDALE	-	100.00	-
CAMERON	-	100.00	-
CARY	-	100.00	-
CRANMOOR	-	100.00	-
DEXTER	100,000	100.00	100,000
GRAND RAPIDS	492,618	100.00	492,618
HANSEN	-	100.00	-
HILES	-	100.00	-
LINCOLN	70,401	100.00	70,401
MARSHFIELD	80,383	100.00	80,383
MILLADORE	-	100.00	-
PORT EDWARDS	-	100.00	-
REMINGTON	-	100.00	-
RICHFIELD	-	100.00	-
ROCK	-	100.00	-
RUDOLPH	-	100.00	-
SARATOGA	258,888	100.00	258,888
SENECA	-	100.00	-
SHERRY	-	100.00	-
SIGEL	-	100.00	-
WOOD	-	100.00	-
<b>TOWN TOTAL</b>	<b>\$ 1,002,290</b>		<b>\$ 1,002,290</b>
<b>VILLAGE:</b>			
ARPIN	\$ 753,600	100.00 %	\$ 753,600
AUBURNDALE	\$ -	100.00	-
BIRON	\$ 3,204,053	100.00	3,204,053
HEWITT	\$ 159,942	100.00	159,942
MILLADORE	\$ -	100.00	-
PORT EDWARDS	\$ 1,413,720	100.00	1,413,720
RUDOLPH	\$ -	100.00	-
VESPER	\$ -	100.00	-
<b>VILLAGE TOTAL</b>	<b>\$ 5,531,315</b>		<b>\$ 5,531,315</b>

<b>CITY:</b>				
<u>MARSHFIELD</u>	\$	48,525,000	93.16 %	\$ 45,205,890
NEKOOSA		1,724,293	100.00	1,724,293
PITTSVILLE		1,065,978	100.00	1,065,978
WISCONSIN RAPIDS		20,734,849	100.00	20,734,849
<b>CITY TOTAL</b>	<b>\$</b>	<b>72,050,120</b>		<b>\$ 68,731,010</b>
<b>SCHOOL:</b>				
<u>AUBURNDALE</u>	\$	1,020,000	95.71 %	\$ 976,242
MARSHFIELD	\$	17,857,579	82.27	14,691,430
NEKOOSA	\$	21,325,000	31.42	6,700,315
PITTSVILLE	\$	2,150,000	83.10	1,786,650
PORT EDWARDS	\$	648,170	100.00	648,170
STEVENS POINT	\$	30,185,000	0.37	111,685
WISCONSIN RAPIDS	\$	-	92.25	-
MID-STATE TECHNICAL COLLEGE	\$	32,575,000	37.74	12,293,805
<b>SCHOOL TOTAL</b>	<b>\$</b>	<b>105,760,749</b>		<b>\$ 37,208,296</b>
<b>TOTAL APPLICABLE UNDERLYING DEBT</b>	<b>\$</b>	<b>184,344,474</b>		<b>\$ 112,472,912</b>
<b>DIRECT DEBT</b>				
WOOD COUNTY	\$	-	100.00 %	\$ -
<b>TOTAL DEBT APPLICABLE TO WOOD COUNTY</b>	<b>\$</b>	<b>184,344,474</b>		<b>\$ 112,472,912</b>

SOURCE: (1) Survey of governmental units conducted by the Finance Department.

(2) Percentage of districts total equalized value within Wood County.

**WOOD COUNTY, WISCONSIN**  
**RATIO OF OUTSTANDING DEBT BY TYPE**  
**LAST TEN FISCAL YEARS**  
**(UNAUDITED)**

YEAR ENDING DECEMBER 31	GOVERNMENTAL ACTIVITIES		BUSINESS-TYPE ACTIVITIES			TOTAL GOVERNMENT	PERCENTAGE OF PERSONAL INCOME (1)	PER CAPITA (1)
	GENERAL OBLIGATION DEBT (2)	CAPITAL LEASES	GENERAL OBLIGATION DEBT	BUSINESS NOTES	CAPITAL LEASES			
2008	3,690,517	142,811	-	-	42,455	3,875,783	0.14%	52.01
2009	2,075,812	146,028	-	-	8,862	2,230,702	0.08%	29.89
2010	1,383,875	148,741	-	-	-	1,532,616	0.06%	20.49
2011	1,441,937	132,875	-	-	-	1,574,812	0.05%	21.06
2012	3,762,524	31,032	-	-	-	3,793,556	0.13%	50.97
2013	3,376,891	10,107	-	-	-	3,386,998	0.12%	45.41
2014	8,973,640	910	-	-	-	8,974,550	0.30%	120.06
2015	15,850,045	180,125	-	-	-	16,030,170	0.52%	213.84
2016	22,544,585	169,379	-	-	-	22,713,964	0.72%	302.99
2017	27,474,014	164,426	-	-	-	27,638,440	*	370.39

NOTES: Details regarding the County's outstanding debt can be found in the notes to the financial statements.

(1) See the Schedule of Demographic and Economic Statistics Table IVa for personal income and populations data.

(2) Presented net of original issuance discounts and premiums

\* Information not available for year at time of print.



**WOOD COUNTY, WISCONSIN**  
**RATIO OF ANNUAL DEBT SERVICE EXPENDITURES**  
**FOR GENERAL BONDED DEBT (A) TO TOTAL GENERAL EXPENDITURES**  
**LAST TEN FISCAL YEARS**  
**(UNAUDITED)**

<b>FISCAL YEAR</b>	<b>PRINCIPAL (A)</b>	<b>INTEREST AND PAYING AGENT FEES</b>	<b>TOTAL DEBT SERVICE EXPENDITURES</b>	<b>TOTAL GENERAL EXPENDITURES (B)</b>	<b>RATIO OF DEBT SERVICE TO TOTAL GENERAL EXPENDITURES</b>
2008	1,865,000	242,850	2,107,850	47,206,197	4.47
2009	1,625,000	168,250	1,793,250	45,501,297	3.94
2010	700,000	101,500	801,500	45,860,910	1.75
2011	700,000	70,000	770,000	42,787,571	1.80
2012	1,450,000	109,224	1,559,224	58,645,793	2.66
2013	370,000	96,267	466,267	59,124,847	0.79
2014	390,000	116,068	506,068	59,733,544	0.85
2015	1,940,000	313,502	2,253,502	62,613,372	3.60
2016	3,170,000	396,337	3,566,337	66,491,683	5.36
2017	2,368,900	461,960	2,830,860	66,231,221	4.27

NOTES: (A) For purposes of this schedule, general bonded debt does not include those portions of the debt expected to be paid from Proprietary and Internal Service Funds.

(B) Total general expenditures include the General Fund, Special Revenue Funds and Debt Service Fund. This table excludes interfund transfers.

**WOOD COUNTY, WISCONSIN**  
**DEMOGRAPHIC AND ECONOMIC STATISTICS**  
**LAST TEN FISCAL YEARS**  
**(UNAUDITED)**

FISCAL YEAR	POPULATION (1)	PERSONAL INCOME (B)(2)	PER CAPITA INCOME (2)	UNEMPLOYMENT RATE (3)	MEDIAN AGE (4)	SCHOOL ENROLLMENT K-12 (5) (A)		
						YEAR	PUBLIC	PRIVATE
2008	74,519	\$ 2,840,444	\$ 38,117	6.5	41.4	2008-09	13,098	1,565
2009	74,627	2,777,661	37,221	8.2	42	2009-10	13,027	1,483
2010	74,807	2,756,910	36,854	8.7	41.9	2010-11	12,841	1,437
2011	74,785	2,867,848	38,419	7.7	42.7	2011-12	12,624	1,398
2012	74,424	2,876,563	38,672	7.2	42.6	2012-13	12,571	1,349
2013	74,583	2,858,983	38,637	7.0	42.5	2013-14	12,476	1,362
2014	74,749	2,970,555	40,247	6.1	*	2014-15	12,326	1,394
2015	74,965	3,075,676	41,813	5.5	44	2015-16	13,911	1,370
2016	74,998	3,157,737	43,193	4.95	*	2016-17	12,194	1,364
2017	74,620	*	*	3.8	43.4	2017-18	12,110	1,389

SOURCES: (1) Wisconsin Department of Administration, Demographic Services Center.

(2) Bureau of Economic Analysis.

(3) Wisconsin Department of Workforce Development, Bureau of Workforce Information .

(4) American Community Survey

(5) Wisconsin Department of Public Instruction.

NOTES: (A) School enrollment is based on the census at the start of the school year.

(B) Personal income information is a total for the year in thousands.

\* Information not available at time of print.

**WOOD COUNTY, WISCONSIN**  
Principal Employers  
CURRENT YEAR AND TEN YEARS AGO  
(UNAUDITED)

Employer	2017			2008		
	<u>Employees</u>	<u>Rank</u>	<u>Percentage of Employment</u>	<u>Employees</u>	<u>Rank</u>	<u>Percentage of Employment</u>
MARSHFIELD CLINIC	6,010	1	44.26 %	4,200	1	27.75 %
ROEHL TRANSPORT INC	2,336	2	17.20	2,090	2	13.81
WISCONSIN RAPIDS PUBLIC SCHOOL	1,056	3	7.78	1,603	4	10.59
VERSO (formerly NEW PAGE)	864	4	6.36	1,600	5	10.57
ASPIRUS RIVERVIEW HOSPITAL	676	5	4.98	696	8	4.60
FIGIS	603	6	4.44	1,456	6	9.62
MARSHFIELD DOOR SYSTEM	577	7	4.25	*		
COUNTY OF WOOD	514	8	3.78	798	7	5.27
RENAISSANCE LEARNING INC	490	9	3.61	*		-
MARSHFIELD SCHOOL DISTRICT	454	10	3.34	*		
SAINT JOSEPH HOSPITAL *			-	1,893	3	12.51
DOMTAR			-	449	9	2.97
WAL-MART			-	350	10	2.31

SOURCE: Survey of employers May 2017.

\* Information not available.

**WOOD COUNTY, WISCONSIN**  
**OPERATING INDICATORS BY FUNCTION**  
**LAST TEN FISCAL YEARS**  
**(UNAUDITED)**

Function	2008	2009	2010	2011	2012	2013	2014	2015	2016	2017
<b>Governmental activities</b>										
<b>General government</b>										
Judicial										
Court cases filed	11,670	10,774	11,752	10,256	9,591	9,885	9,833	9,631	8,797	8,402
Traffic citations processed	4,595	4,140	5,219	4,461	3,866	4,799	4,797	4,880	3,751	3,522
Marriages	445	421	423	410	406	427	400	410	402	391
Domestic Partnerships	-	14	2	2	1	2	-	2	-	1
Divorces granted	263	289	255	269	264	253	194	248	220	240
Traffic and criminal fines ordered	\$3,514,789	\$3,278,986	\$3,147,745	\$3,018,555	\$5,962,470	\$3,499,461	\$3,255,654	\$3,239,116	\$3,421,941	\$3,010,711
Traffic and criminal fines collected	\$2,404,781	\$2,359,941	\$2,419,402	\$2,450,404	\$2,341,525	\$2,344,889	\$2,364,217	\$2,213,483	\$2,233,475	\$2,340,148
Child support money collected and disbursed	\$16,113,272	\$15,816,022	\$16,250,283	\$16,300,408	\$16,483,904	\$16,105,558	\$16,150,660	\$15,490,558	\$14,906,669	\$14,518,593
Vital Statistics										
Population	74,519	74,627	74,807	74,785	74,424	74,583	74,749	74,965	74,998	74,620
Births	1,695	1,529	1,567	1,533	1,441	1,536	1,469	1,550	1,568	1,716
Deaths	1,086	1,064	1,165	1,140	1,176	1,262	1,071	900	834	883
<b>Public safety</b>										
Hazardous materials incidents investigated	5	27	19	28	10	12	12	12	15	13
Jail Bookings	3,485	3,368	3,217	2,981	2,968	3,111	2,872	2,963	3,260	2,851
Average Daily Population-Jail	189	183	184	170	160	172	158	149	166	201
Total Population-Huber	634	555	572	475	442	610	512	618	707	824
<b>Public works</b>										
Building Operations										
Natural Gas Consumption (Therm)	77,783	81,062	70,103	84,626	69,142	69,142	69,142	70,990	69,135	90,916
Transportation										
Miles of County Highway										
Seal Coated	5	-	-	11	16	14	14	19	16	23
Paved	13	20	9	13	9	-	-	25	31	33
<b>Health and Human services</b>										
ADRC										
Number of people served	3076	3020	3,373	2,451	2,778	2,329	2,114	2,150	1,909	1,043
Number of people served age 60 and over	2,307	2,253	2,513	2,426	2,091	1,792	1,562	1,837	1,686	951
Number of Information & Assistance contacts	2,979	3,733	4,702	3,086	4,236	4,013	3,578	3,518	3,338	3,115
Number served for nutrition	1,062	822	900	793	836	772	751	832	824	817
Number of congregate meals served	37,360	32,203	32,663	32,172	33,206	29,736	28,483	30,627	32,779	26,171
Number of home delivered meals served	18,418	16,675	24,398	21,531	21,086	22,158	23,011	23,422	22,962	25,492
Number of one way transportation rides	38,668	39,422	30,730	28,128	24,317	-	-	-	-	-
Number of volunteers	147	116	136	141	180	170	132	133	134	129
Volunteer hours	11,829	12,386	13,555	11,949	14,325	9,397	9,280	8,489	9,063	9,179

TABLE V a

<b>Public Health</b>										
Number of Public Health clients	481	370	323	237	312	452	276	285	148	22
Number of Public Health client visits	2,156	1,373	1,633	1,439	2,047	2,755	2,181	2,083	1,377	555
Licensed & inspected establishments/operations	468	699	725	560	623	579	558	559	613	539
Inspected food related activities	345	115	139	705	675	621	508	601	703	664
<b>Human Services</b>										
Cumulative FoodShare cases	33,608	40,277	43,901	47,292	64,608	67,496	67,963	63,734	57,388	53,879
Cumulative Medicaid cases	149,963	167,175	187,318	192,942	96,796	98,587	110,281	113,044	102,691	79,772
Cumulative Daycare cases	7,586	7,220	6,730	5,376	4,823	3,763	3,332	3,101	2,755	2,845
Cumulative FoodShare/Medicaid/Daycare cases	191,157	214,672	237,949	245,610	166,227	169,846	181,576	179,879	162,834	136,496
Energy assistance cases	2,933	3,433	3,582	3,295	3,434	3,117	3,117	2,979	2,719	2,485
Child abuse referrals	1,855	1,444	1,421	1,202	1,252	575	552	513	556	547
Juvenile referrals	795	707	644	508	613	490	531	553	537	583
Outpatient Visits-Mental Health/AODA	7,946	7,978	12,542	4,093	9,176	10,550	10,857	15,865	8,374	9,271
Long Term Support Clients	518	159	50	45	245	218	314	397	460	244
CBRF Clients	49	52	35	33	30	34	31	33	22	NA
Intoxicated Driver Assessments	476	501	473	439	443	391	538	364	343	382
Inpatient Number of Patient Days	12,549	13,662	13,129	12,771	11,714	11,714	11,097	11,509	11,526	11,918
Inpatient Number of Patient Days-State Hospital	-	-	-	-	-	-	-	-	745	654
*Relocated 22 clients to the community over 2009 and 2007										
<b>Culture, recreation and education</b>										
<b>Parks</b>										
Camping unit nights										
Dexter Park	5,154	5,447	5,611	5,255	5,400	5,254	5,444	5,974	5,954	6,174
North Park	4,026	4,232	3,860	3,654	4,189	4,385	4,228	4,520	4,533	4,267
South Park	5,240	5,455	5,193	5,075	5,350	5,235	5,336	4,733	5,638	5,727
Annual Boat Launch Stickers	864	841	891	1,175	960	808	870	834	852	795
<b>Forestry</b>										
Wood removed (cord equivalent)	16,084	8,784	11,057	4,455	18,348	15,074	-	-	-	-
Wood removed (tons equivalent)	-	-	-	-	-	-	31,019	31,548	22,734	9,948
<b>Business-type activities</b>										
<b>Edgewater Haven Nursing Home</b>										
Number of Patient Days	37,440	32,744	29,304	25,965	24,220	24,575	25,688	23,818	21,367	19,994
Percentage of Residents by Pay Sources										
Medicare	10%	10%	14%	67%	14%	20%	17%	16%	14%	14%
Medicaid	76%	70%	66%	15%	65%	57%	66%	64%	59%	68%
Private Pay	15%	20%	20%	18%	21%	23%	17%	20%	27%	18%
<b>Highway</b>										
Transportation:										
Miles of State Highway										
Paved	-	15	4	-	16	10	10	9	-	2
Rut Filling	-	-	6	-	-	-	-	-	1	-

SOURCE: Various government departments.

\*\*\* Information not available.

**WOOD COUNTY, WISCONSIN**  
**FULL-TIME EQUIVALENT EMPLOYEES BY FUNCTION**  
**LAST TEN FISCAL YEARS**  
**(UNAUDITED)**

<b>Function</b>	<b><u>2008</u></b>	<b><u>2009</u></b>	<b><u>2010</u></b>	<b><u>2011</u></b>	<b><u>2012</u></b>	<b><u>2013</u></b>	<b><u>2014</u></b>	<b><u>2015</u></b>	<b><u>2016</u></b>	<b><u>2017</u></b>
Governmental activities										
General government	65	60	60	60	60	61	58	64	63	63
Public safety	104	104	104	104	104	103	104	104	104	104
Health and human services	133	130	131	132	272	267	265	265	269	277
Culture, recreation and education	26	25	25	25	25	23	23	21	19	20
Conservation and development	11	10	10	10	11	11	11	11	11	12
Total governmental activities	<u>339</u>	<u>329</u>	<u>330</u>	<u>331</u>	<u>472</u>	<u>465</u>	<u>461</u>	<u>465</u>	<u>466</u>	<u>476</u>
Business-type activities										
Edgewater Haven Nursing Home	121	121	121	120	99	99	99	99	98	79
Unified Services Board	204	181	181	142	-	-	-	-	-	-
Highway	49	49	49	46	46	46	46	46	46	48
Total business-type activities	<u>374</u>	<u>351</u>	<u>351</u>	<u>308</u>	<u>145</u>	<u>145</u>	<u>145</u>	<u>145</u>	<u>144</u>	<u>127</u>
Total Wood County FTE's	<u>713</u>	<u>680</u>	<u>681</u>	<u>639</u>	<u>617</u>	<u>610</u>	<u>606</u>	<u>610</u>	<u>610</u>	<u>603</u>

SOURCE: Budget

NOTES: \*\* Unified Services Board reclassified to governmental activities - Health and Human Services.

**WOOD COUNTY, WISCONSIN**  
**CAPITAL ASSET STATISTICS BY FUNCTION**  
**LAST TEN FISCAL YEARS**  
**(UNAUDITED)**

Function	2008	2009	2010	2011	2012	2013	2014	2015	2016	2017
<b>Governmental activities</b>										
<b>General government</b>										
Area in Square Miles	812	812	812	812	812	812	812	812	812	812
<b>Public safety</b>										
Patrol Units	20	20	21	21	22	22	24	27	30	30
<b>Public works</b>										
Miles of County Trunk Highway System	326	319	319	319	319	319	319	324	324	324
<b>Health and human services</b>										
Number of Aging Buses	8	10	10	10	10	10	10	9	9	9
Mental Health Hospital	1	1	1	1	1	1	1	1	1	1
<b>Culture, recreation and education</b>										
Parks and Recreation										
Number of county parks	5	5	5	5	5	5	5	5	5	5
Number of acres	2,024	2,024	2,024	2,024	2,024	2,024	2,024	2,024	2,024	2,024
Public lake and river access beaches	5	5	5	5	5	5	5	5	5	5
Miles of bicycle trails	17	17	17	17	17	17	17	17	17	17
Number of public campgrounds	3	3	3	3	3	3	3	3	3	3
Number of shooting ranges	2	1	1	1	1	1	1	1	1	1
Number of softball fields	3	1	1	1	1	-	-	-	-	-
Number of lakes and rivers with public boat launches	3	3	3	3	3	3	3	3	3	3
Miles of snowmobile trails	258.4	258.4	257.8	257.8	257.8	258.4	264.5	271.7	271.7	271.7
Miles of ATV trails - winter	10	10	10	10	10	10	10	10	10	10
Miles of ATV trails - summer	10	10	10	10	10	10	10	10	10	10
Miles of cross-country ski trails	9	10	11	11	11	11	11	11	11	11
Forestry										
Number of forest acres	37,594	37,594	37,594	37,594	37,594	37,724	37,724	37,762	37,762	37,786
<b>Business-type activities</b>										
<b>Edgewater Haven Nursing Home</b>										
Nursing Home Facility	1	1	1	1	1	1	1	1	1	1
<b>Highway</b>										
Miles of highways, roads and streets										
State	180	180	180	180	180	180	180	165	165	165
Local	1,230	1,230	1,230	1,230	1,230	1,230	1,230	1,270	1,270	1,270
Other	21	21	21	21	21	21	21	21	21	21

SOURCE: Various County departments.

**WOOD COUNTY, WISCONSIN**  
 SCHEDULE OF INSURANCE  
 FISCAL YEAR ENDED DECEMBER 31, 2017  
 (UNAUDITED)

Insurer Carrier	Policy Number	Effect. Dates	Policy Coverage	Coverage	Deductibles
WI County Mutual (Agent: Aegis Corp)	17217	1/1/17-1/1/18	General Liability Public Officials Errors & Omissions Law enforcement Liability	Bodily injury/property damage Personal injury/errors and omissions \$10,000,000 Limit of liability per occurrence	\$25,000 Per occurrence deductible \$100,000 Annual aggregate deductible
WI County Mutual (Agent: Aegis Corp)	17217	1/1/17-1/1/18	Auto Liability Uninsured Motorists	UM - \$25,000 Limit of liability per person UM - \$50,000 Limit of liability per occurrence	\$25,000 Per occurrence deductible \$100,000 Annual aggregate deductible
WI County Mutual	17217	1/1/17-1/1/18	Liability deductibles	Deductible Fund Deposit	\$100,000 Aggregate
WI County Mutual	17213	1/1/17-1/1/18	Policy Endorsements	Various	NA
Chubb Insurance Johnson Insurance	8221-4448	1/1/17-1/1/18	Employment Practices/PI Edgewater Nursing Home	\$1,000,000 per occurrence	\$10,000 per occurrence \$100,000 Aggregate
Chubb Insurance Johnson Insurance	8221-4448	1/1/17-1/1/18	Employment Practices/PI Norwood Health Center	\$1,000,000 per occurrence	\$10,000 per occurrence \$100,000 Aggregate
Chubb Insurance Johnson Insurance	8221-4448	1/1/17-1/1/18	Employment Practices/PI Human Services NWHC 12th St.	\$1,000,000 per occurrence	\$10,000 per occurrence \$100,000 Aggregate
WCMIC (Agent Aegis)	PR 27217	1/1/17-1/1/18	Property - B & C, PITO, \$ CE Auto Comp. & Coll.	BC & PITO -Coverage Blanket \$119,616,376 CE -Coverage Blanket- \$6,312,493 AC&C -Coverage Blanket - \$4,415,176	\$25,000 per occurrence \$50,000 Aggregate
WCMIC (Agent Aegis)	PR 27217	1/1/17-1/1/18	Monies and Securities Limits per department Courthouse-\$50,000	Edgewater\$3,000 - NW \$1000 Unified Sevices. Highway - \$500 4 Parks locations - \$500 each	Deductible - \$0.00
WCMIC	PR 27217	1/1/17-1/1/18	Special Use Animal	Coverage Blanket Limit - \$10,000	Deductible - \$1000
WCMIC	PR 27217	1/1/17-1/1/18	Property Deductibles	Policy deductibles	Deductibles \$150,000
Fidelity and Deposit (Agent: Aegis Corp)	CCP #005 5262 11	1/1/17-1/1/18	Public Employee Blanket Bond Employee Crime & Theft Policy	Employee Theft/Crime - Per Loss Coverage Includes Monies & Securities =\$100,000	No deductible
Old Republic Surety Co. (Agent: Aegis Corp)	MSA 1096427 Edgewater	1/1/17-1/1/18	Resident Funds Surety Bond	\$15,000 - Edgewater Haven (nursing home)	No deductible
Old Republic Surety Co. (Agent: Aegis Corp)	MSA 1096428 Norwood	1/1/17-1/1/18	Resident Funds Surety Bond	\$30,000 - Norwood (mental health center)	No deductible



Table V d

Hartford Steam Boiler (Agent: Aegis Corp)	FBP4907350	1/1/17-1/1/18	Equipment Breakdown	Limit-equipment breakdown \$50,000,000 Limit - Others (\$100,000)	\$25,000 Per occurrence deductible \$100,000 Annual aggregate deductible
Ace American Ins. Co.	G21851796 007	1/1/17-1/1/18	Above Ground Storage Tanks	\$1,000,000 each loss	Deductible - \$10,000.00 each claim
Ace American Ins. Co.	G21851656 007	1/1/17-1/1/18	Underground Storage Tanks	\$1,000,000 each loss	Deductible - \$10,000.00 each claim
Johnson Insurance Pro Assurance	CH32	1/1/17-1/1/18	Hospital Prof.and Gen. Liability Insurance Coverage	\$1,000,000 limit of liability per occurrence \$3,000,000 aggregate	Deductible - \$0.00
Umbrella	CH267	1/1/17-1/1/18	Umbrella Insurance Coverage	\$3,000,000	
Self-Funded	N/A	N/A	Worker's Compensation	Employer Liability	Wisconsin State Statutes
WI County Mutual (Agent : Aegis Corp)	172137-Endorsement	1/1/17-1/1/18	Endorseent Edgewater Nursing Home	\$1,000,000 limit of liability per occurrence \$3,000,000 aggregate	\$25,000 Per occurrence deductible \$100,000 Annual aggregate deductible
WI County Mutual (Agent : Aegis Corp)	WC 1800172	1/1/17-1/1/18	Excess Worker's Comp. Insurance and TPA services	Max Limit of Indemnity Per Occur - Statutory Maximum Aggregate Retention - \$500,000	Self Insured - per Occur-\$250,000

**THIS PAGE LEFT BLANK INTENTIONALLY**

**Inside Back Cover**